

# Iowa Department of Corrections - Community Based Corrections

Residential Correctional Facilities Overview



Department of Corrections

# History of Residential Correctional Facilities in Iowa



**1960s**

Correctional oversight  
under Social Services



**1971**

Iowa's first Residential  
Correctional Facility  
opens in Des Moines



**1983**

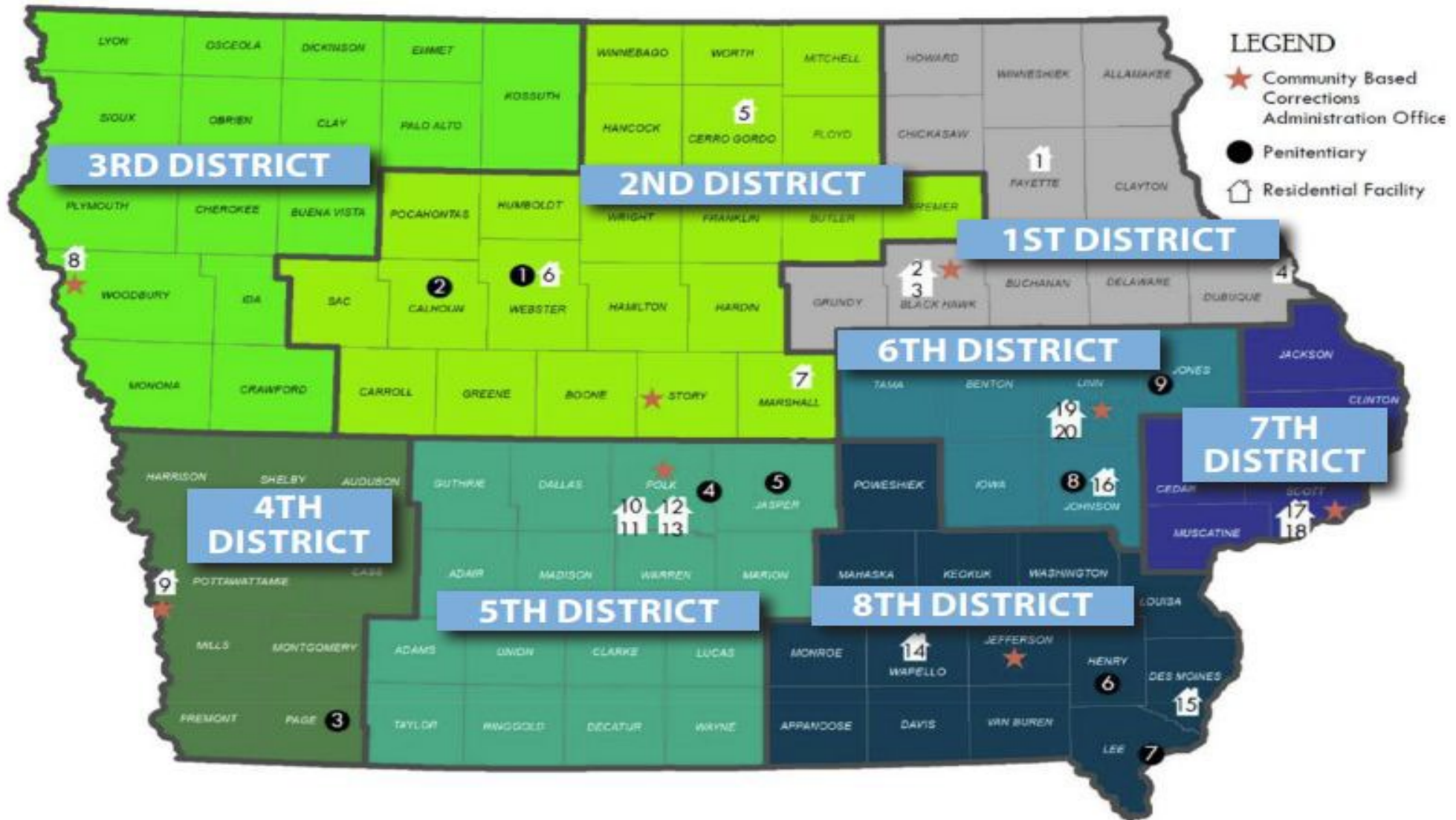
Corrections organized  
under DHS & DOC.  
Supervision assigned  
to 8 CBC Districts.



**2023**

CBC moved under the  
Department of  
Corrections.

There are currently 21 RCs in the Iowa DOC



# How a client is placed into a facility:

## **Sentencing Authority**

Each client is placed in the facility by a sentencing authority

- District Court
- Iowa Board of Parole

## **Release Requirement**



Work Release and OWI Continuum clients require IA BOP parole to be released from the facility.

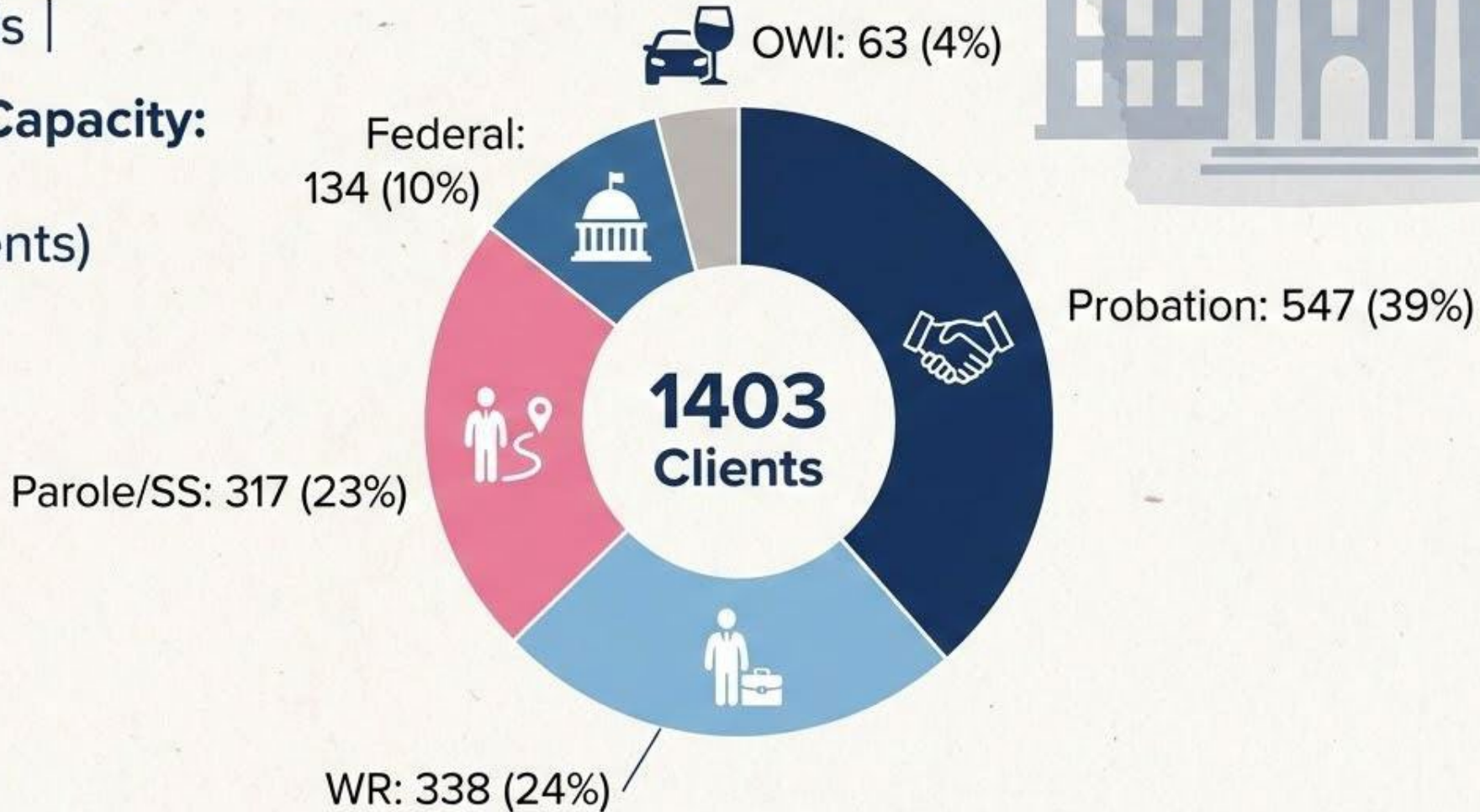
## **Contract Supervision**

Some facilities have contracts to supervise Bureau of Prisons and US Probation Office clients.

# Capacity in RFs in Iowa:

**Total Capacity:**  
1589 beds |

**Current Capacity:**  
88%  
(1403 clients)



# Day to day:

What are some expectations for residential clients:



## Employment

clients are required to secure full-time employment



## SA/MH Treatment

vast majority of clients are required to attend some sort of treatment - most likely referred to a community resource/partner



## Cognitive Treatment

clients are referred to in-house cognitive treatment services

- IDAP
- SOTP

# Work Release/RCF Program Overview



## Residential Officers (RO)

Staff facilities 24/7 monitoring client accountability in the building and community.



## Probation Parole Officers (PO)

Balance enforcement with problem-solving. Ensure case plans are updated and relevant to help stabilize our clients.



## Clients/Residents

Work on case plan to progress through a privilege level system with a focus on successful reentry.



## Support Staff

Employment specialist, In house/Community resources, Kitchen staff, Administration, Maintenance.

# Accountability and Security



## Eye Counts & Movement

Eye counts and ICON ins/outs for work, treatment and earned recreational passes.



## Facility Security

Security standards within the facility.



## Community Monitoring

Monitoring accountability in the community.



## Progressive Discipline

Progressive discipline.

# Why are our Residential Facilities so important?



## Gradual Reentry

Reduces the shock of direct prison-to-community release.



## Immediate Structure & Supervision

Daily accountability helps establish routines before full independence. Providing structure during the highest-risk period.



## Real-time Intervention

Allows for early intervention and course correction.



## Safer Outcomes

Supports safer, more sustainable reentry for clients & communities.

# Case Planning/Re-Entry

## Assessment & Contact

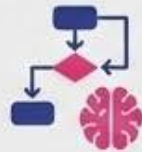


Assessment: Iowa  
Violence and  
Victimization  
Instrument (IVVI)



Contact standards  
driven by assessment

## Case & Release Plan



Case Plan: Dynamic  
Risk Assessment for  
Offender Reentry  
(DRAOR)



Budget and release  
planning

## Support & Resources



Privilege levels



Employment specialist



Facility resources: MRT  
groups, interventions, CCP,  
Staff transportation etc.



Community resources:  
MH/SA providers

# Residential Correctional Facility (RCF) - 1330 W 3rd St. Davenport, IA

- All male facility
- 68 beds
- 12 FT/3 PT ROs
- 3 POs
- 1 Intake Officer
- 1 Employment Specialist
- 1 Cook
- 1 Supervisor
- 1 Manager



# Davenport Work Release Center 605 Main St. Davenport, IA

## Facility Details

♂♀ Males and females

🛏 120 Beds (16 female / 104 male)

## Staffing & Support

19 FT/2 PT ROs

6 Case managers

1 Intake Officer

1 Employment Specialist

1 Cook

2 Supervisors

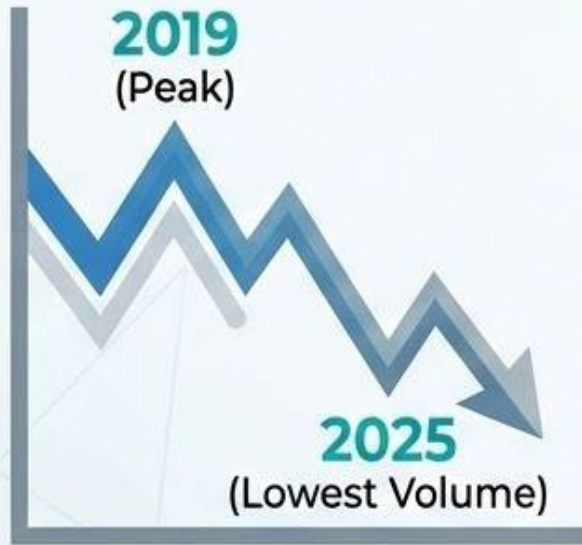
1 Manager



## Trends in Classification Decisions 2016-2025:

Year	Total # of Decisions	Terminations	Termination %	Continuations	Continuation %
2016	829	825	99.5%	4	0.05%
2017	734	730	99.4%	4	0.06%
2018	783	775	98.9%	8	1%
2019	833	831	99.7%	2	0.03%
2020	555	496	89.3%	59	10.6%
2021	572	445	77.8%	127	22.2%
2022	460	369	80.2%	91	19.8%
2023	557	448	80.4%	109	19.6%
2024	538	425	79%	113	21%
2025	448	337	75.2%	111	24.8%

# Key Highlights



After peaking in **2019**, overall decisions have trended downward – lowest volume in **2025**.



Continued Decisions steadily increased since **2020**.



Highest number of continuations in **2025** – nearly **25%**.