

2015 ANNUAL REPORT

THE PURPOSE

To promote economic development in South Dakota by expanding affordable housing opportunities for low- and moderate-income individuals and families.



SOUTH DAKOTA HOUSING **OPPORTUNITY** FUND

A BRIEF OVERVIEW

HOUSING OPPORTUNITY FUND

The Housing Opportunity Fund program was created with the passing of Senate Bill 235, the "Building South Dakota Fund," during the 2013 Legislative Session. The Housing Opportunity Fund (HOF) was designed to promote economic development in South Dakota by expanding the supply of decent, safe, sanitary and affordable housing targeted to low and moderate income families and individuals in South Dakota. The Housing Opportunity Fund may be used for new construction, the purchase and rehabilitation of rental or homeownership housing, housing preservation, homelessness prevention activities and community land trusts.

The South Dakota Housing Development Authority (SDHDA) and the SDHDA Board of Commissioners are responsible for the administration of the Housing Opportunity Fund in accordance with SDCL 11-13. SDHDA developed an allocation plan that provides a system to award HOF funds and HOF program income.

Housing opportunities financed by HOF serve individuals and families at or below 115 percent of the Area Median Income (AMI) for the corresponding county. SDHDA distributes HOF funds geographically throughout the state with 30 percent of the funds targeted for Sioux Falls and Rapid City and 70 percent of the funds targeted for the rest of the state.

Any for-profit entity, non-profit entity, tribal government, housing authority, political subdivision of South Dakota or its agencies, or any agency of South Dakota is eligible to apply for Housing Opportunity Funds. Individuals are only allowed to apply for program funding through HOF recipients.

















SDHDA holds an application cycle annually, and for fiscal year 2016 it will correspond with the HOME and Housing Tax Credit application cycle at the end of August.

Applications for the 2015 fiscal year were due February 28, 2015. A total of \$3.25 million was requested. As a result of the application cycle, 347 families will benefit from more than \$2.7 million awarded to 15 projects. The projects consist of new construction of single family homes and multifamily units, homelessness prevention programs and homebuyer assistance. An additional \$100,000 was allocated to assist 36 households who were impacted by the natural disasters affecting Lincoln, Union and Jerauld counties.

PROJECTS

HOUSING OPPORTUNITY FUND

SDHDA Board approved projects during FY 2015

	DEVELOPER	LOCATION	TOTAL ASSISTED	HOUSING OPPORTUNITY FUND DOLLARS
	Black Hills Area Habitat for Humanity	Rapid City	1 Home	\$51,157
	GROW South Dakota	Rapid City/Sioux Falls	25 Homebuyers	\$275,000
	GROW South Dakota	Scattered Sites	50 Homebuyers	\$275,000
	Habitat for Humanity Greater Watertown Region	Watertown	1 Home	\$62,000
	Habitat for Humanity of Greater Sioux Falls	Sioux Falls	7 Homes	\$346,640
	Habitat for Humanity of Yankton County	Yankton	1 Home	\$55,000
	Homes are Possible, Inc.	Scattered Sites	120 Homebuyers	\$231,000
	Inter-Lakes Community Action Partnership	Scattered Sites	20 Individuals/Families	\$79,618
	Inter-Lakes Community Action Partnership	Sioux Falls	20 Individuals/Families	\$82,382
	Neighborworks Dakota Home Resources	Scattered Sites	8 Homebuyers	\$60,000
	Oglala Sioux (Lakota) Housing	Pine Ridge Indian Reservation	45 Homes	\$675,000
	Rapid City Community Development Corporation	Rapid City	20 Homebuyers	\$130,000
	Rasmusson Properties	Dell Rapids	9 Units	\$91,407
	Sioux Falls Housing Corporation	Sioux Falls	12 Homebuyers	\$132,000
	Sioux Falls Housing Corporation	Sioux Falls	8 Units	\$200,000
	2015 Disaster Funds	Union County	36 Individuals/Families	\$100,000
TOTALS			383	\$2,846,204



Homebuyer Assistance - 235 Individuals/families



Homelessness Prevention- 40 Individuals/families



Multifamily New Construction - 8 units



Discretionary - 36 Individuals/families



Multifamily Rehabilitation - 9 units



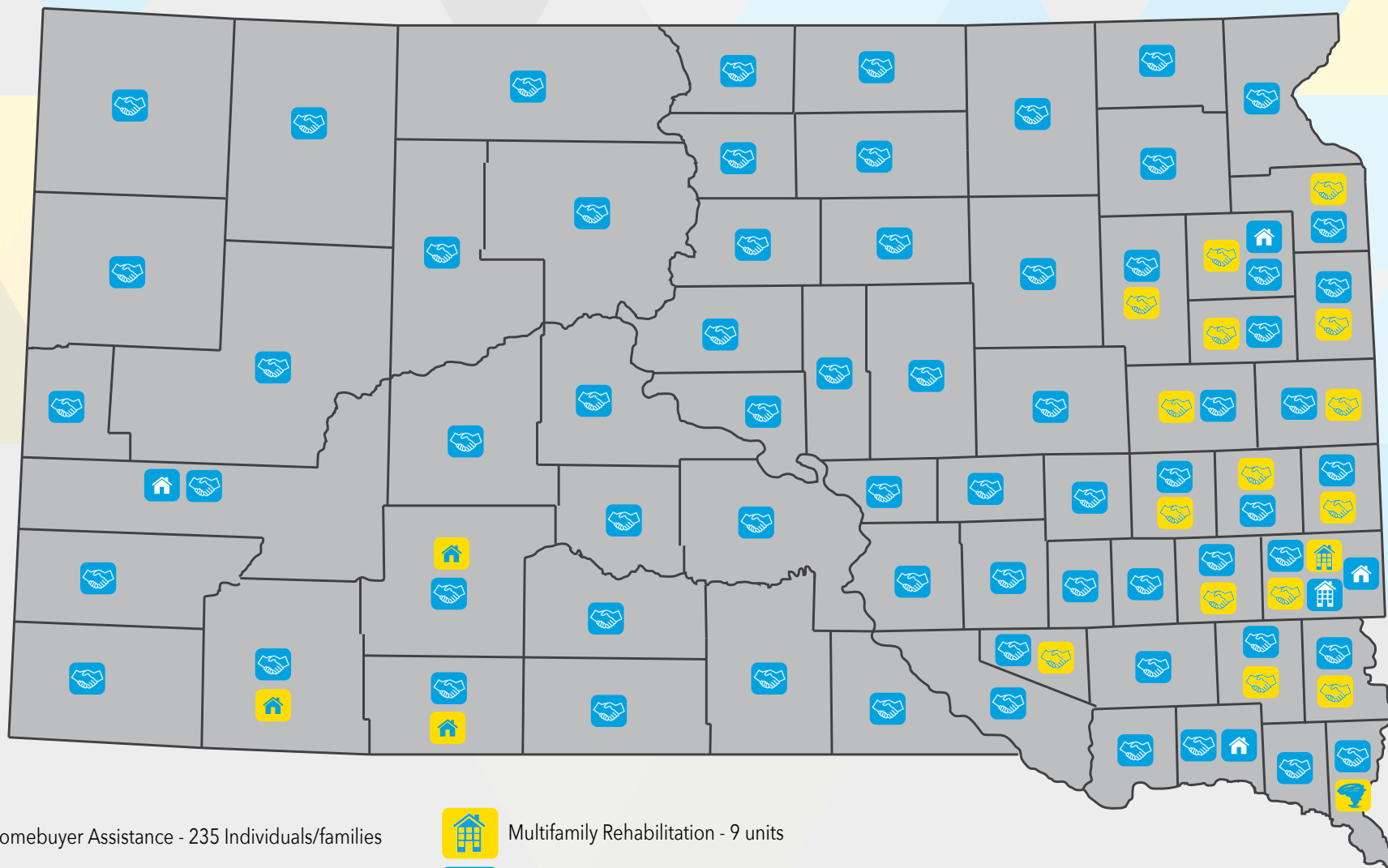
Single Family New Construction - 10 homes



Single Family Rental New Construction - 45 homes

FY 2015 SD HOUSING OPPORTUNITY FUNDS AWARDED

More than 383 families will benefit from more than \$2.8 million awarded to 16 projects



Homebuyer Assistance - 235 Individuals/families



Homelessness Prevention - 40 Individuals/families



Multifamily New Construction - 8 units



Discretionary Funds - 36 Individuals/families



Multifamily Rehabilitation - 9 units



Single Family New Construction - 10 homes



Single Family Rental New Construction - 45 homes

PROJECTS

HOUSING OPPORTUNITY FUND

Program Summary Report

PROJECT YEAR	AMOUNT	RURAL RENTAL	RURAL HOMEOWNERSHIP	RURAL PROGRAM	URBAN RENTAL	URBAN HOMEOWNERSHIP	URBAN PROGRAM	RURAL %	URBAN %
December 2013	\$ 2,094,750.00								
Applications - 24	\$ 2,600,908.00	\$ 103,980.00	\$ 790,321.00	\$ 942,500.00	\$ 226,800.00	\$ 294,807.00	\$ 242,500.00	\$ 1,836,801.00	\$ 764,107.00
								70.62 %	29.38 %
Reservation - 21	\$ 1,958,122.00	\$ 78,980.00	\$ 818,262.00	\$ 493,500.00	\$ 226,800.00	\$ 198,080.00	\$ 142,500.00	\$ 1,390,742.00	\$ 567,380.00
								71.02 %	28.98 %
Discretionary	\$ -	\$ -	\$ -	\$ -	\$ -	\$ -	\$ -	\$ -	\$ -
SDHDA Admin.	\$ 154,075.00	\$ -	\$ -	\$ -	\$ -	\$ -	\$ -	\$ -	\$ -
Returned Funds	\$ -	\$ -	(\$ 245,321.00)	\$ -	\$ -	\$ -	\$ -	\$ -	\$ -
May 2014	\$ 2,530,878.00								
Applications - 23	\$ 3,675,824.00	\$ 1,405,812.00	\$ 932,932.00	\$ 449,000.00	\$ 505,000.00	\$ 348,080.00	\$ 35,000.00	\$ 2,787,744.00	\$ 888,808.00
								75.84 %	24.16 %
Reservation - 18	\$ 1,724,222.00	\$ 306,710.00	\$ 257,932.00	\$ 431,500.00	\$ 370,000.00	\$ 323,080.00	\$ 35,000.00	\$ 996,142.00	\$ 728,080.00
								57.77 %	42.23 %
Discretionary	\$ 96,450.72	\$ -	\$ -	\$ -	\$ -	\$ -	\$ -	\$ -	\$ -
SDHDA Admin.	\$ 222,310.39	\$ -	\$ -	\$ -	\$ -	\$ -	\$ -	\$ -	\$ -
Returned Funds	\$ -	\$ -	(\$ 24,592.00)	\$ -	\$ -	\$ -	\$ -	\$ -	\$ -
May 2015	\$ 3,143,692.00								
Applications - 17	\$ 3,250,204.00	\$ 766,407.00	\$ 117,000.00	\$ 744,618.00	\$ 605,000.00	\$ 397,797.00	\$ 619,382.00	\$ 1,628,025.00	\$ 1,622,179.00
								50.09 %	49.91 %
Reservation - 15	\$ 2,746,204.00	\$ 766,407.00	\$ 117,000.00	\$ 645,618.00	\$ 200,000.00	\$ 397,797.00	\$ 619,382.00	\$ 1,529,025.00	\$ 1,217,179.00
								55.68 %	44.32 %
Discretionary	\$ 98,085.07	\$ -	\$ -	\$ -	\$ -	\$ -	\$ -	\$ -	\$ -
SDHDA Admin.	\$ 145,272.00	\$ -	\$ -	\$ -	\$ -	\$ -	\$ -	\$ -	\$ -
Returned Funds	\$ -	\$ -	\$ -	\$ -	\$ -	\$ -	\$ -	\$ -	\$ -
Total Funding	\$ 7,131,853.90								
Funds not committed	\$ 257,025.72								
Funds disbursed	\$ 1,426,741.31								
Total number of applications	64	\$ 2,276,199.00	\$ 1,840,253.00	\$ 2,136,118.00	\$ 1,336,800.00	\$ 1,040,684.00	\$ 896,882.00		
Total application request	\$ 9,526,936.00	24 %	19 %	22 %	14 %	11 %	9 %		
Total reservations	54	\$ 1,152,097.00	\$ 1,193,194.00	\$ 1,570,618.00	\$ 796,800.00	\$ 918,957.00	\$ 796,882.00		
Total number of reservations	\$ 6,428,548.00	18 %	19 %	24 %	13 %	14 %	12 %		