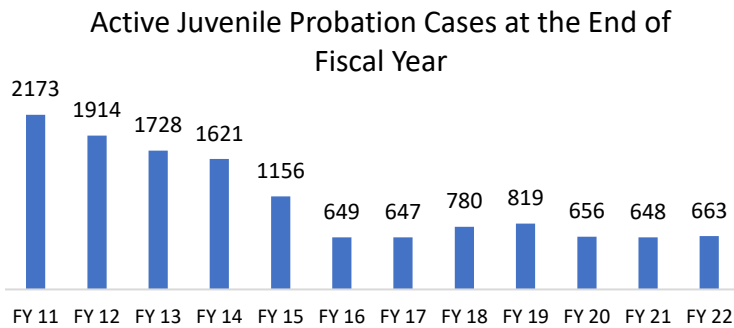
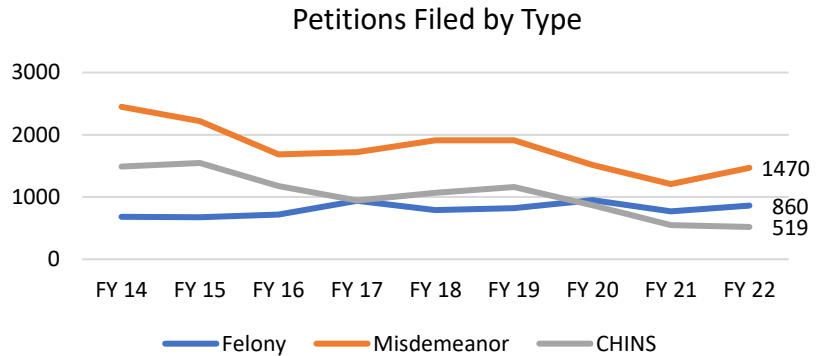


# Juvenile Justice Public Safety Improvement Act

FY 2022

During the height of COVID-19 there was a decrease in felony, misdemeanor, and CHINS petitions filed. In FY 2022, numbers returned to pre-pandemic numbers.



## Juvenile Probation

Active probation cases fell between FY 11 and FY 15 and have remained relatively level between FY 16-FY 22. In FY 2022, 93 percent of probationers completed probation, and 80 percent did so satisfactorily.

## Unified Judicial System Recidivism

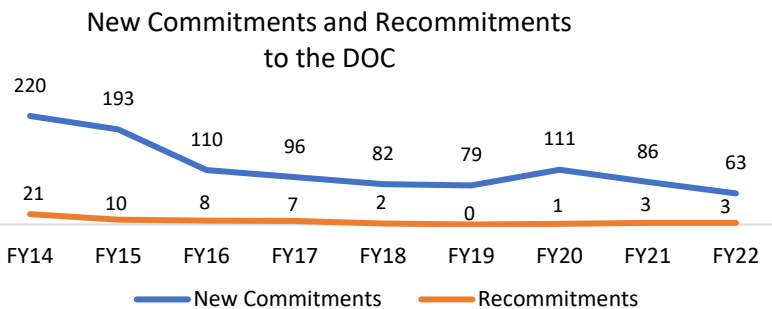
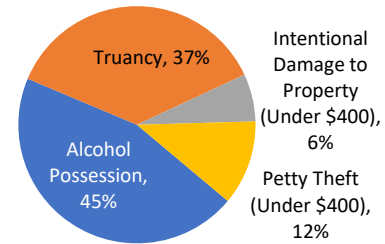
Recidivism for the Unified Judicial System is defined as "being adjudicated delinquent while on probation or adjudicated delinquent or convicted of a felony in adult court within one year, two years, or three years after discharge from juvenile probation." SDCL 26-8D-1(5). Based on the definition of recidivism, the outcomes for FY 19, 20, 21, and 22 are not final at this time.

|       | 1st Year | 2nd Year | 3rd Year | No Recidivism |
|-------|----------|----------|----------|---------------|
| FY 14 | 21%      | 9%       | 4%       | 65%           |
| FY 15 | 21%      | 9%       | 3%       | 66%           |
| FY 16 | 24%      | 11%      | 4%       | 61%           |
| FY 17 | 29%      | 9%       | 5%       | 57%           |
| FY 18 | 29%      | 11%      | 3%       | 56%           |
| FY 19 | 27%      | 8%       | 4%       | 61%           |
| FY 20 | 25%      | 8%       | 2%       | 65%           |
| FY 21 | 18%      | 6%       | 0%       | 76%           |
| FY 22 | 16%      | 0%       | 0%       | 84%           |

## Juvenile Citations

Youth receiving a citation may have a judgment imposed by the court requiring them to participate in a diversion program, pay a fine, or complete community service. In FY 22, Alcohol possession and truancy citations made up over 80 percent of all citations filed.

## Juvenile Citations by Type



## DOC Commitments

New commitments to DOC in FY 22 were at their lowest level since the inception of JJPIISA, a 26% decrease from FY 21.

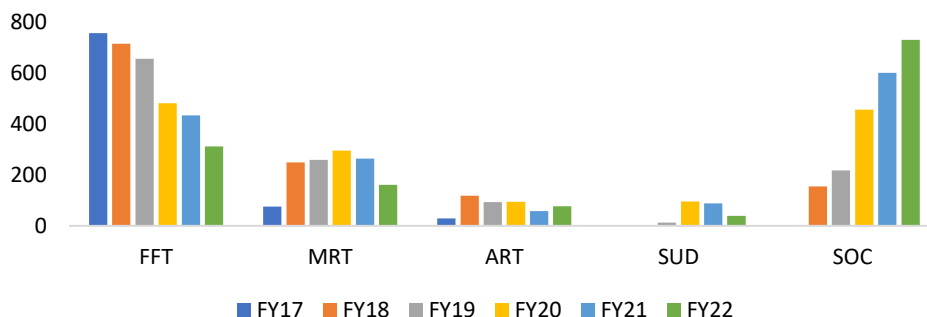
## DOC Recidivism

The DOC defines recidivism as a return to custody "within one year, two years, or three years of

discharge from the custody of the Department of Corrections, a juvenile commitment or conviction in adult court for a felony resulting in a sentence to the Department of Corrections" SDCL 26-8D-1(5).

|                                 | FY 19 | FY 20 | FY 21 |
|---------------------------------|-------|-------|-------|
| Return to Custody within 1 year | 7.1%  | 13.9% | 5.0%  |
| Return to Custody within 2 year | 8.0%  | 6.5%  | N/A   |
| Return to Custody within 3 year | 6.3%  | N/A   | N/A   |
| Did not Return to Custody       | 78.6% | 79.6% | 95.0% |

## Clients Served by Fiscal Year



## Referrals to Services

In FY 22, clients served continued to decrease for some services but increased significantly for SOC services.

For more information and the full report, please visit  
<https://boardsandcommissions.sd.gov/Meetings.aspx?BoardID=134>