

South Dakota Board of Nursing

2022

Annual Report of Nursing Education Programs



Suggested Citation: South Dakota Board of Nursing, South Dakota Annual Report of Nursing Education Programs: 2022.

© 2022 South Dakota Board of Nursing. All materials related to this copyright may be photocopied for non-commercial scientific or education advancement.



South Dakota Board of Nursing
4305 South Louise Avenue, Suite 201
Sioux Falls, SD 57106

<http://doh.sd.gov/boards/nursing/>

Compiled by South Dakota Board of Nursing Staff:

Glenna Burg, MS, RN, CNE Ret
Nursing Education Specialist

Acknowledgements:

- Thank you to South Dakota's Nursing Education Programs for completing the survey.
- Thank you to the South Dakota Board of Nursing staff for their assistance with reviewing the report:
Linda Young, MS, RN, FRE, Executive Officer
Lindsay Olson, MSN, RN, CNP, FNP-BC, Nursing Practice Consultant
Erin Matthies, Operations Manager

TABLE OF CONTENTS

Overview and Methods	4
Approved Nursing Education Programs	4
Practical Nurse Programs	4
Associate Degree RN Programs	5
Baccalaureate Degree RN Programs	5
Advanced Practice Master’s Degree Programs	6
Advanced Practice Doctoral Degree Program	6
Practical Nurse Education Programs	7
PN Education Curriculum	7
PN Program Capacity	7
PN Enrollment	8
Characteristics of PN Students	9
Characteristics of PN Graduates	11
NCLEX-PN® Examination Results	13
Graduates Licensed as LPNs in South Dakota	14
PN Faculty	15
PN Faculty Characteristics	15
Registered Nurse Education Programs	17
RN Education Curriculum	17
RN Prelicensure Program Capacity	19
RN Student Enrollment	19
RN Upward Mobility Program Enrollment	21
Characteristics of Generic, Accelerated, LPN to RN, and RN to BSN Students	22
Characteristics of RN Graduates	26
NCLEX-RN® Examination Results	29
Graduates Licensed as RNs in South Dakota	30
RN Faculty	31
RN Faculty Characteristics	32
Advanced Practice Registered Nurse Education Programs	34
APRN Enrollment	34
APRN Graduates	34
Characteristics of APRN Graduates	35
APRN Faculty	36
APRN Faculty Characteristics	36
Historical Notes	38

OVERVIEW AND METHODS

This 2022 South Dakota Annual Report of Nursing Education Programs report was prepared by the South Dakota Board of Nursing (SDBON). Data for this report was collected by the SDBON to fulfill a requirement for ongoing approval of South Dakota nursing education programs in accordance with ARSD 20:48:07:47. The report provides a descriptive analysis of the data collected. Aggregate data was collected from each approved nursing education program for their 2021-2022 academic year beginning with the 2021 fall session and ending with the 2022 summer session, which will be referred to as the “2022 reporting period” or “2022” in the remainder of the report. Data and information were collected and compared with historical data on students, education program capacity, curriculum, graduates, National Council Licensure Examination (NCLEX®) results, and nursing faculty. Additional information regarding on the SDBON requirements for nursing education programs is located at <http://doh.sd.gov/boards/nursing/>.

APPROVED NURSING EDUCATION PROGRAMS

The table below shows the total number of approved nursing education programs in South Dakota (SD) for registered nurses (RN), licensed practical nurses (LPN), and advanced practice registered nurses (APRN) from 2018 to 2022.

Prelicensure Nursing Education Programs					Advanced Practice Nursing Programs		
Year	Baccalaureate	Associate	Practical	Total Prelicensure	Master's	Doctorate	Total Graduate
2018	8	4	6	18	4	2	6
2019	8	4	6	18	4	2	6
2020	7	5	7	19	3	2	5
2021	7	5	7	19	4	3	7
2022	7	5	7	19	4	3	7

South Dakota’s nursing education programs approval status, as of April 2023, is provided in the following tables. For the most up-to-date information see the SDBON’s website at <http://doh.sd.gov/boards/nursing/>. See the school websites listed below for more information about type of programs or tracks offered.

Practical Nurse Programs	SDBON Approval	National Accreditation
Lake Area Technical College (LATC) Main Campus: Watertown, SD Website: www.lakeareatech.edu Dean/Director: Amber Schleusner, MS, RN	Full	Higher Learning Commission (HLC) Accreditation Commission for Education in Nursing (ACEN)
Mitchell Technical College (MTC) Main Campus: Mitchell, SD Website: www.mitchelltech.edu Dean/Director: Carena Jarding, DNP, RN	Full	HLC
Presentation College (PC) Main Campus: Aberdeen, SD Website: www.presentation.edu Dean/Director: Sherri Smith-Keys, DNP, MSN, RN	Interim	HLC Note: Voluntary closure planned for August 2023.
Sinte Gleska University (SGU) Main Campus: Mission, SD Website: www.sintegleska.edu Dean/Director: Rhonda Jackman, MS, RN, CPNP	Probation	HLC

Sisseton Wahpeton College (SWC) Main Campus: Sisseton, SD Website: www.swc.tc Dean/Director: Nola Ragan, RN, MSN	Full	HLC
Southeast Technical College (STC) Main Campus: Sioux Falls, SD Website: www.southeasttech.edu Dean/Director: Jaclyn Kramer, MSN, RN	Full	HLC
Western Dakota Technical College (WDTC) Main Campus: Rapid City, SD Website: www.wdt.edu Dean/Director: Kristen Hybertson, MSN, RN	Full	HLC

Associate Degree RN Programs	SDBON Approval	National Accreditation
Lake Area Technical College (LATC) Main Campus: Watertown, SD Website: www.lakeareatech.edu Dean/Director: Amber Schleusner, MS, RN	Full	HLC ACEN
Mitchell Technical College (MTC) Main Campus: Mitchell, SD Website: www.mitchelltech.edu Dean/Director: Carena Jarding, DNP, RN	Interim-Continuation	HLC
Oglala Lakota College (OLC) Main Campus: Pine Ridge, SD Website: www.olc.edu Dean/Director: Robin White, MSN, RN	Full	HLC Commission for Nursing Education Accreditation (CNEA)
Southeast Technical College (STC) Main Campus: Sioux Falls, SD Website: www.southeasttech.edu Dean/Director: Jaclyn Kramer, MSN, RN	Full	HLC ACEN
Western Dakota Technical College (WDC) Main Campus: Rapid City, SD Website: www.wdt.edu Dean/Director: Kristen Hybertson, MSN, RN	Interim – Continuation	HLC

Baccalaureate Degree RN Programs	SDBON Approval	National Accreditation
Augustana University (AU) Main Campus: Sioux Falls, SD Website: www.augie.edu Dean/Director: Lynn White, PhD, RN, ACNS-BC	Full	HLC Commission on Collegiate Nursing Education (CCNE)
Dakota Wesleyan University (DWU) Main Campus: Mitchell, SD Website: www.dwu.edu Dean/Director: Penny Tilton, DNP, MSN, RN	Full	HLC CCNE
Mount Marty University (MMU) Main Campus: Yankton, SD Website: www.mountmarty.edu Dean/Director: Kathy Magorian, EdD, MSN, RN	Full	HLC CCNE

Presentation College (PC) Main Campus: Aberdeen, SD Website: www.presentation.edu Dean/Director: Sherri Smith-Keys, DNP, MSN, RN	Full	HLC CCNE Note: Voluntary closure planned for August 2023.
South Dakota State University (SDSU) Main Campus: Brookings, SD Website: www.sdstate.edu Dean/Director: Mary Anne Krogh, PhD, APRN, CRNA, FAAN	Full	HLC CCNE
University of Sioux Falls (USF) Main Campus: Sioux Falls, SD Website: www.usiouxfalls.edu Dean/Director: Jessica Cherenegar, DNP, RN	Full	HLC CCNE
University of South Dakota (USD) Main Campus: Vermillion, SD Website: www.usd.edu Dean/Director: Anne Pithan, DNP, RN CMSRN, CNE	Full	HLC CCNE

Advanced Practice Master's Degree Programs	National Accreditation
Augustana University (AU) Main Campus: Sioux Falls, SD Website: www.augie.edu Dean/Director: Lynn White, PhD, RN, ACNS-BC	HLC CCNE Pending SDBON Interim Approval Status
Mount Marty University (MMU) Main Campus: Yankton, SD Website: www.mountmarty.edu Dean/Director: Kathy Magorian, EdD, MSN, RN	HLC CCNE
Presentation College (PC) Main Campus: Aberdeen, SD Website: www.presentation.edu Dean/Director: Sherri Smith-Keys, DNP, MSN, RN	HLC CCNE Note: Voluntary closure planned for August 2023.
South Dakota State University (SDSU) Main Campus: Brookings, SD Website: www.sdstate.edu Dean/Director: Mary Anne Krogh, PhD, APRN, CRNA, FAAN	HLC CCNE

Advanced Practice Doctoral Degree Programs	National Accreditation
Mount Marty University (MMU) Nurse Anesthesia Program Main Campus: Sioux Falls, SD Website: www.mountmarty.edu Dean/Director: Andrea Roberts, DNAP, CRNA	HLC Council on Accreditation of Nurse Anesthesia Educational Programs (COA)
South Dakota State University (SDSU) Main Campus: Brookings, SD Website: www.sdstate.edu Dean/Director: Mary Anne Krogh, PhD, APRN, CRNA, FAAN	HLC CCNE
University of South Dakota (USD) Nurse Anesthesia Program Main Campus: Vermillion, SD Website: www.usd.edu Dean/Director: Shauna Rich Jacobson, DNAP CRNA	HLC COA

PRACTICAL NURSE EDUCATION PROGRAMS

PN Education Curriculum

Required credit hours for graduation for South Dakota's practical nurse (PN) programs ranged between 44-62 credit hours. Each program's required course hours are shown in the tables below. Most clinical experiences for PN programs took place in practice settings and ranged between 52%-86% of total clinical time. The use of simulation technology ranged between 0%-24% of clinical time, while lab experiences ranged between 6%-27% of clinical time.

Credit Hours Required for Graduation Practical Nurse Program	Credit Hours Required for Graduation		
	General and Support Courses	Nursing Theory and Clinical Courses	Total
Lake Area Technical College	12.5	34.5	47
Mitchell Technical College	16.5	36.5	53
Presentation College	25	24	49
Sinte Gleska University	26	36	62
Sisseton Wahpeton College	29	26	55
Southeast Technical College	16	28	44
Western Dakota Technical College	15	30	45

Practical Nurse Program	Clinical Experiences			
	Practice Setting Hours	Simulation Hours	Lab Hours	Total
Lake Area Technical College	511 (71%)	163 (23%)	45 (6%)	719 (100%)
Mitchell Technical College	363 (62%)	140 (24%)	82 (14%)	585 (100%)
Presentation College	388 (72%)	99 (18%)	53 (10%)	540 (100%)
Sinte Gleska University	350 (52%)	145 (21%)	180 (27%)	675 (100%)
Sisseton Wahpeton College	621 (86%)	0 (0%)	99 (14%)	720 (100%)
Southeast Technical College	452 (74%)	64 (10%)	96 (16%)	612 (100%)
Western Dakota Technical College	400 (85%)	40 (8%)	32 (7%)	472 (100%)

PN Program Capacity

PN programs had 429+ seats available with 350 new students enrolled in the 2022 reporting period.

Practical Nurse Program	Seats Available for New Students	Number of Qualified Applicants	Number of Accepted Applicants	Number of New Students Enrolled
Lake Area Technical College	129	205	193	115
Mitchell Technical College	36	47	47	31
Presentation College	Unlimited	3	3	3
Sinte Gleska University	8	8	8	7
Sisseton Wahpeton College	16	0	0	0
Southeast Technical College	176	194	194	143
Western Dakota Technical College	64	55	51	51
Total:	429+	512	496	350

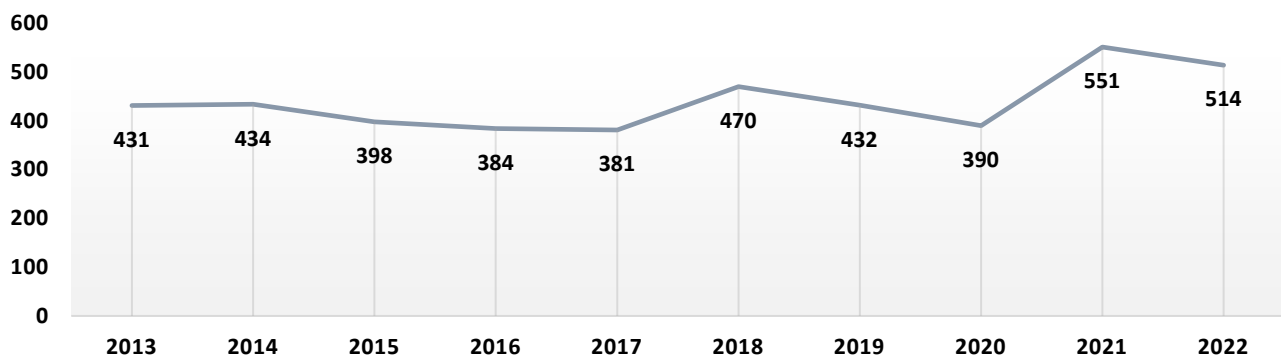
PN Enrollment

Total student enrollment is shown in the following table. Total enrollment for new and continuing students in 2022 was 514 students, a decrease of 37 students from 2021. Trends in student enrollment rates from 2013 to 2022 are shown in the line chart for historical comparison.

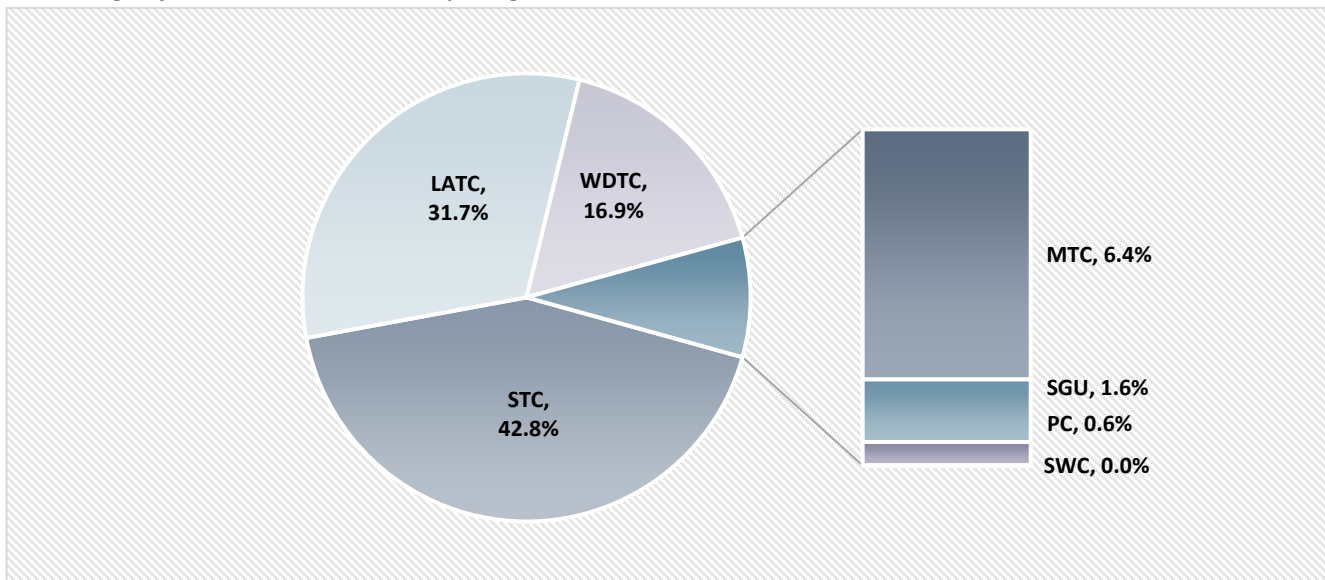
Student Enrollment Practical Nurse Program	2022		2021	2021-2022	
	Total Students	% Total Students	Total Students	Difference	% Change
Lake Area Technical College	163	31.7%	140	23	16.4%
Mitchell Technical College	33	6.4%	37	-4	-10.8%
Presentation College	3	0.6%	0	3	--
Sinte Gleska University	8	1.6%	9	-1	-11.1%
Sisseton Wahpeton College	0	0.0%	0	0	--
Southeast Technical College ¹	220	42.8%	280	-60	-21.4% ¹
Western Dakota Technical College	87	16.9%	85	2	2.4%
Total:	514	100.0%	551	-37	-6.7%¹

¹ The decrease may be due to the method the program used to calculate the enrollment between 2021 and 2022.

Trends in Total PN Student Enrollment



Percentage of PN Students Enrolled by Program



Characteristics of PN Students

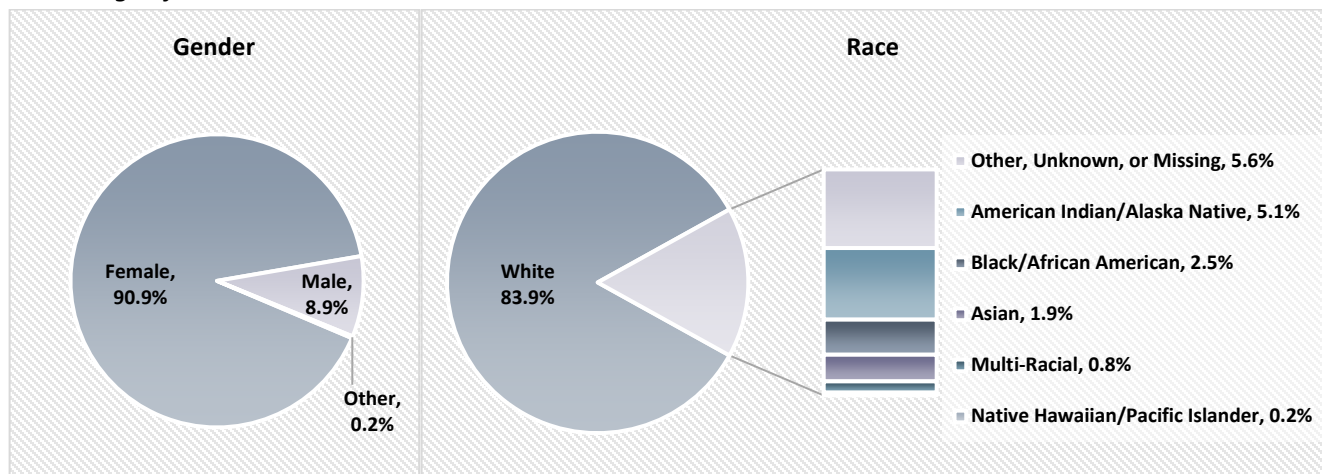
PN Student Gender: Consistent with previous years the majority of PN students in 2022 were female.

Practical Nurse Program	Female	Male	Other	Total Students
Lake Area Technical College	147	16	0	163
Mitchell Technical College	32	1	0	33
Presentation College	2	1	0	3
Sinte Gleska University	8	0	0	8
Sisseton Wahpeton College	0	0	0	0
Southeast Technical College	200	19	1	220
Western Dakota Technical College	78	9	0	87
Total:	467	46	1	514
Percent:	90.9%	8.9%	0.2%	100.0%

PN Student Race and Ethnicity: Consistent with previous reports most students were White, 83.9%. There were 3.5% of students who were of Hispanic, Latino, or Spanish origin.

Student Race Practical Nurse Program	American Indian /Alaska Native	Asian	Black / African American	Native Hawaiian / Pacific Islander	White	Multi-Racial	Other, Unknown, or Missing	Total Students
Lake Area Technical College	9	2	1	0	145	0	6	163
Mitchell Technical College	1	0	0	0	32	0	0	33
Presentation College	0	0	0	0	2	0	1	3
Sinte Gleska University	6	0	0	0	1	0	1	8
Sisseton Wahpeton College	0	0	0	0	0	0	0	0
Southeast Technical College	1	6	10	0	181	2	20	220
Western Dakota Technical College	9	2	2	1	70	2	1	87
Total:	26	10	13	1	431	4	29	514
Percent:	5.1%	1.9%	2.5%	0.2%	83.9%	0.8%	5.6%	100.0%

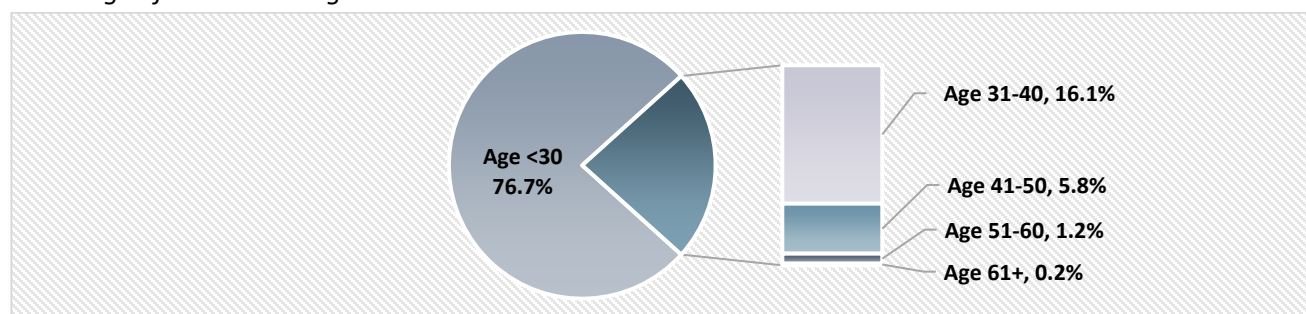
Percentage of PN Student Gender and Race



PN Student Age: The PN student age distribution is shown below in the table and graph.

Practical Nurse Program	≤ 30	31-40	41-50	51-60	61+	Total
Lake Area Technical College	123	28	11	1	0	163
Mitchell Technical College	29	3	1	0	0	33
Presentation College	1	1	1	0	0	3
Sinte Gleska University	3	4	1	0	0	8
Sisseton Wahpeton College	0	0	0	0	0	0
Southeast Technical College	181	27	10	2	0	220
Western Dakota Technical College	57	20	6	3	1	87
Total:	394	83	30	6	1	514

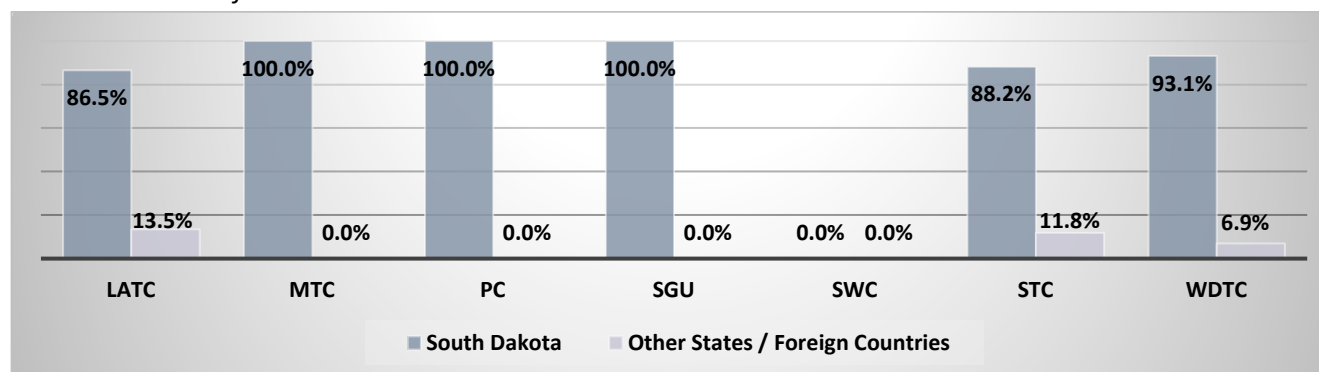
Percentage of PN Student Age



PN Student State of Residence: The primary state of residences of PN students is shown below.

Practical Nurse Program	South Dakota		Other States or Foreign Countries		Total
	Number	Percent	Number	Percent	Number
Lake Area Technical College	141	86.5%	22	13.5%	163
Mitchell Technical College	33	100.0%	0	0.0%	33
Presentation College	3	100.0%	0	0.0%	3
Sinte Gleska University	8	100.0%	0	0.0%	8
Sisseton Wahpeton College	0	--	0	--	0
Southeast Technical College	194	88.2%	26	11.8%	220
Western Dakota Technical College	81	93.1%	6	6.9%	87
Total:	460	89.5%	54	10.5%	514

PN Student State of Residence

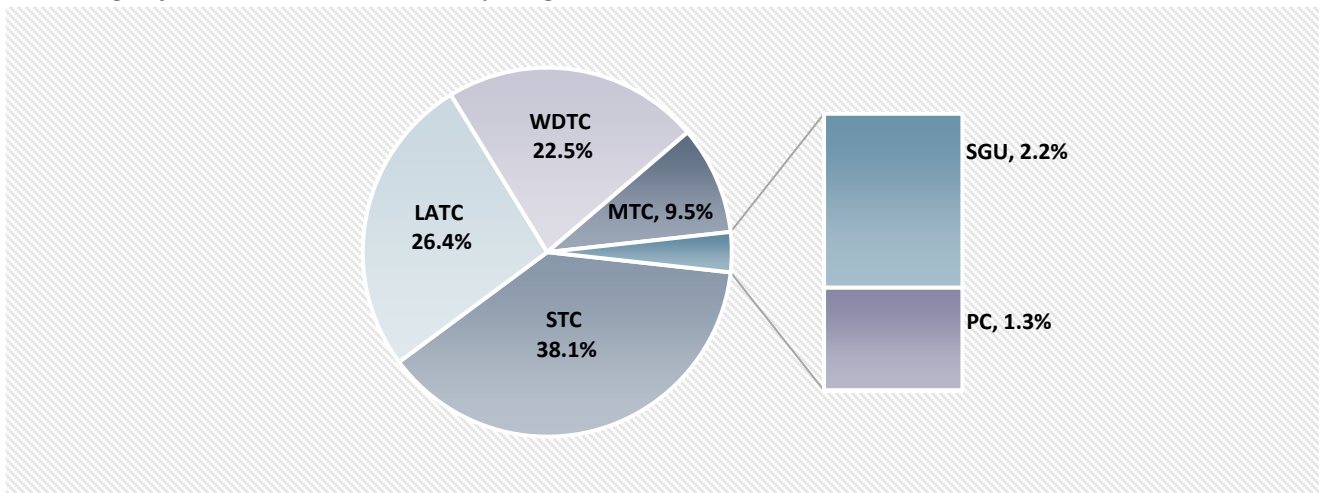


Characteristics of PN Graduates

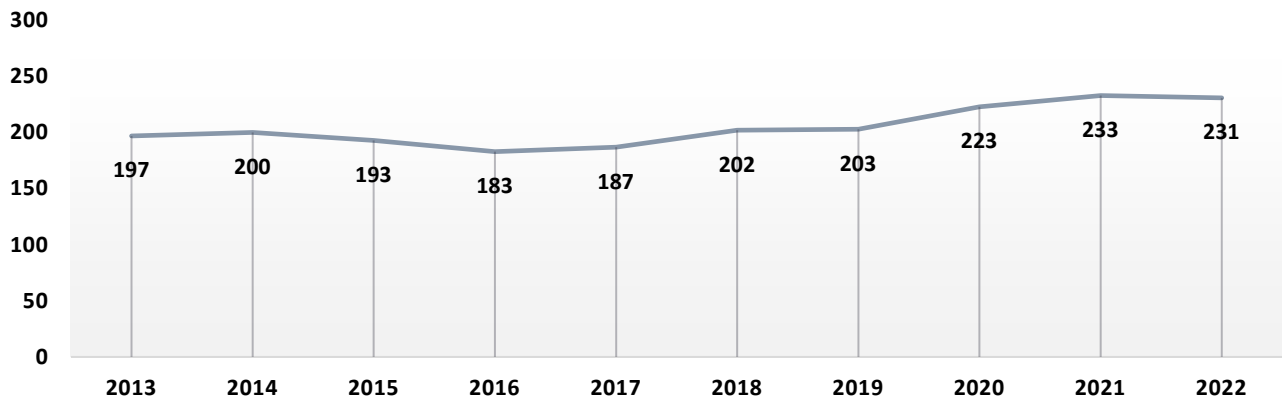
As shown in the following table, during the 2022 reporting period a total of 231 students graduated from PN programs, a 0.9% decrease from the previous year. The percentage of PN graduates produced by the programs is shown in the pie chart. Graduation rates from 2013 to 2022 are shown in the line chart for historical comparison.

Practical Nurse Program	2022		2021	2021-2022	
	Graduates Produced	%	Number	Difference	% Change
Lake Area Technical College	61	26.4%	56	5	8.9%
Mitchell Technical College	22	9.5%	25	-3	-12.0%
Presentation College	3	1.3%	0	3	--
Sinte Gleska University	5	2.2%	0	5	--
Sisseton Wahpeton College	0	0.0%	0	0	--
Southeast Technical College	88	38.1%	110	-22	-20.0%
Western Dakota Technical College	52	22.5%	42	10	23.8%
Total:	231	100.0%	233	-2	-0.9%

Percentage of PN Graduates Produced by Program



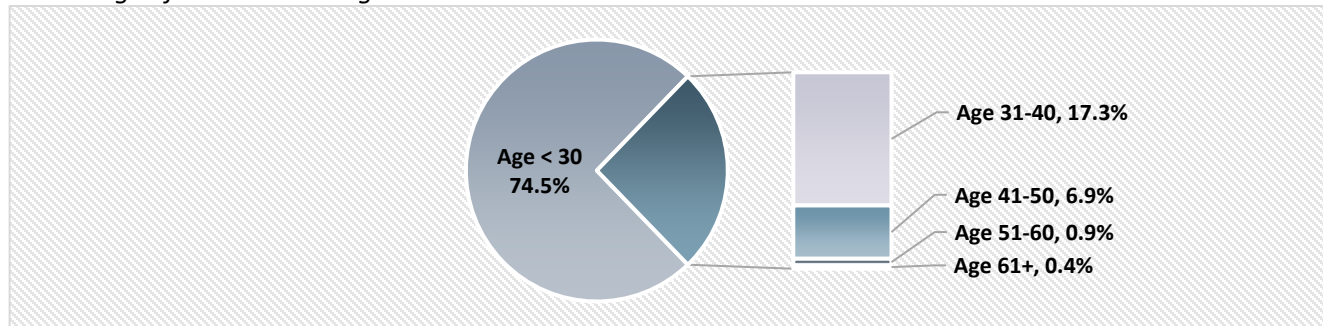
Trends in PN Graduates



PN Graduate Age: The age distribution of PN graduates is shown below.

Practical Nurse Program	≤ 30	31-40	41-50	51-60	61+	Total
Lake Area Technical College	41	12	7	1	0	61
Mitchell Technical College	18	3	1	0	0	22
Presentation College	1	1	1	0	0	3
Sinte Gleska University	3	2	0	0	0	5
Sisseton Wahpeton College	0	0	0	0	0	0
Southeast Technical College	77	8	3	0	0	88
Western Dakota Technical College	32	14	4	1	1	52
Total:	172	40	16	2	1	231

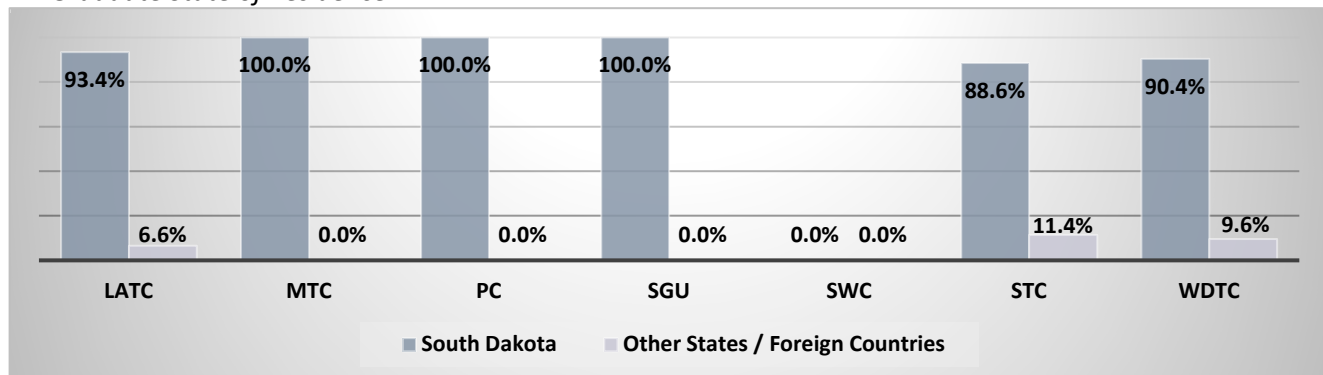
Percentage of PN Graduate Age



PN Graduate State of Residence: The primary state of residence of PN graduates is shown below.

Practical Nurse Program	South Dakota		Other States or Foreign Countries		Total	
	Number	Percent	Number	Percent	Number	Percent
Lake Area Technical College	57	93.4%	4	6.6%	61	100.0%
Mitchell Technical College	22	100.0%	0	0.0%	22	100.0%
Presentation College	3	100.0%	0	0.0%	3	100.0%
Sinte Gleska University	5	100.0%	0	0.0%	5	100.0%
Sisseton Wahpeton College	0	--	0	--	0	--
Southeast Technical College	78	88.6%	10	11.4%	88	100.0%
Western Dakota Technical College	47	90.4%	5	9.6%	52	100.0%
Total:	212	91.8%	19	8.2%	231	100.0%

PN Graduate State of Residence



NCLEX–PN® Examination Results

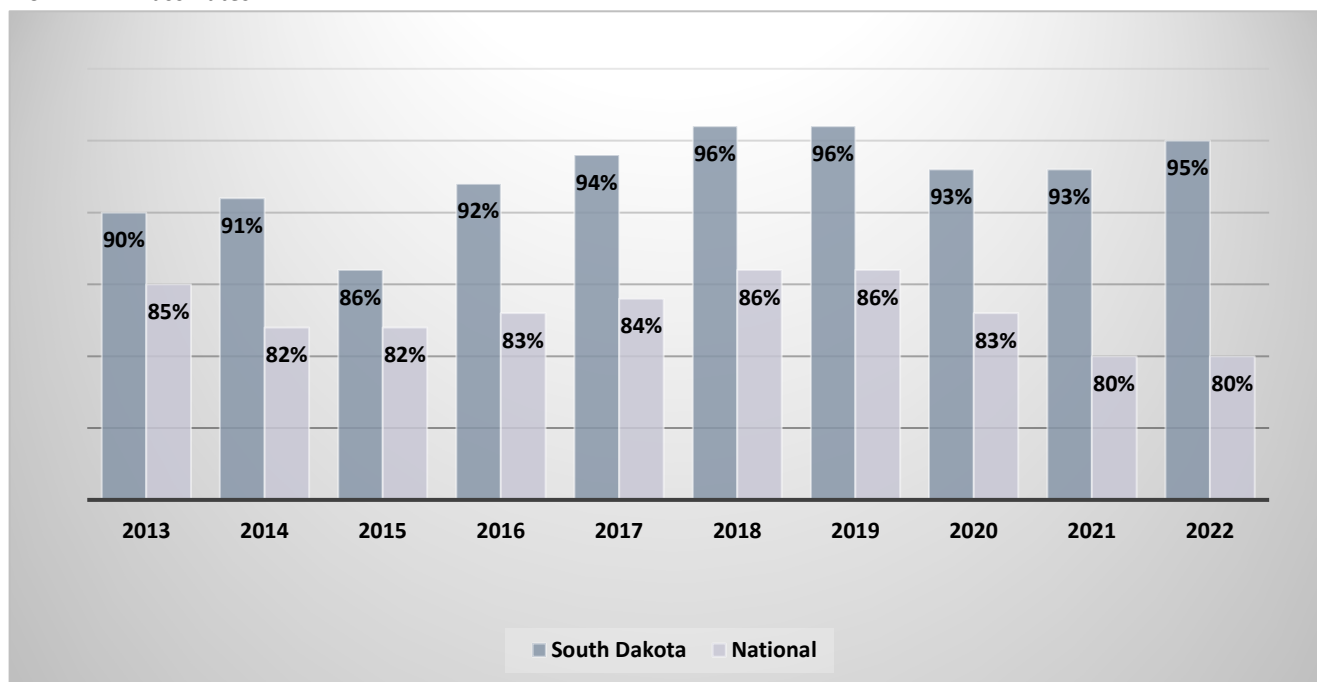
Graduates' results on the National Council Licensure Examination (NCLEX-PN®) from January-December 2022 are shown in the table. Pass rates are evaluated by the SD Board of Nursing for ongoing approval of a program using measuring periods as defined in ARSD 20:48:07:47. A measuring period commences on January 1 of each calendar year and continues until December 31 of that year in which the number of first-time writers since the start of that measuring period equals or exceeds 21. Measuring periods for programs with fewer than 21 test writers in one calendar year can extend over more than one year until 21 is reached. The pass rate for all first-time test writers in SD in 2022 was 94.8% and the national pass rate was 79.9%. Pass rates from 2013 to 2022 are shown in the bar chart for historical comparison.

2022 NCLEX-PN Results Practical Nurse Program	# Delivered	# Passed	# Failed	2022 Pass Rate
Lake Area Technical College	59	59	0	100.0%
Mitchell Technical College	23	22	1	95.7%
Presentation College	2	2	0	*
Sinte Gleska University	3	2	1	*
Sisseton Wahpeton College	0	0	0	*
Southeast Technical College	90	83	7	92.2%
Western Dakota Technical College	49	46	3	93.9%
LPN Licensure by Equivalency **	3	3	0	*
South Dakota Total:	229	217	12	94.8%

*Pass rate to be determined upon reaching or exceeding an N of 21 graduates.

**SD law allows licensure as an LPN by equivalency of education, if individual: 1) Successfully completed an RN program but unable to pass the NCLEX-RN® or 2) Partially completed an RN program but unable to progress (restrictions apply).

NCLEX–PN® Pass Rates



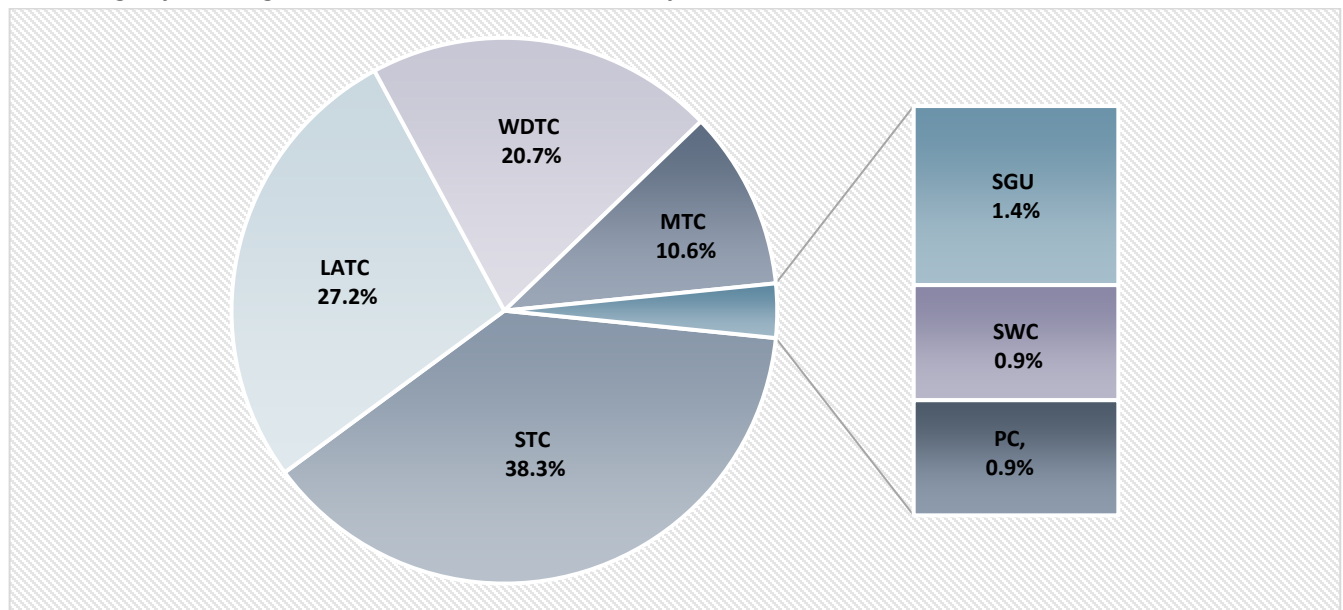
Graduates Licensed as LPNs in South Dakota

The number of graduates licensed by NCLEX-PN® examination in SD from January 1st to December 31, 2022 is listed in the following table. In 2022, 93.9% of PN graduates produced by SD's programs were licensed in SD.

Practical Nurse Program	Graduates Produced	Graduates Licensed in SD	Percent of Program's Graduates Licensed in SD
Lake Area Technical College	61	59 (96.7%)	27.2%
Mitchell Technical College	22	23* (104.5%)	10.6%
Presentation College	3	2 (66.7%)	0.9%
Sinte Gleska University	5	3 (60.0%)	1.4%
Sisseton Wahpeton College	0	2* (--%)	0.9%
Southeast Technical College	88	83 (94.3%)	38.3%
Western Dakota Technical College	52	45 (86.5%)	20.7%
Total:	231	217 (93.9%)	100.0%

*Graduates produced by a program may be less than the number licensed in SD because some graduates wait to take the examination, fail the examination, or license in a different year than when produced.

Percentage of PN Program's Graduates Licensed in SD of Total Licensed in SD

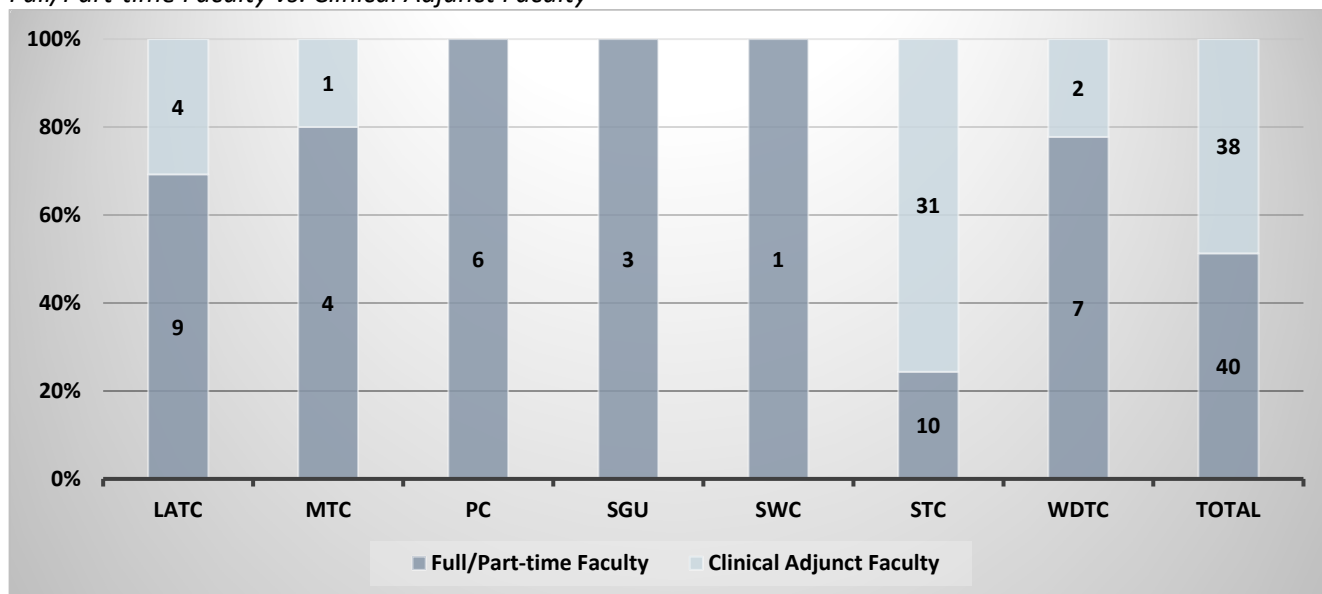


PN Faculty

Employment Status: Respondents were asked to identify the number of full-time, part-time, and clinical adjunct PN nursing education faculty employed by their program. Full-time faculty are expected to work 40 hours per week and are responsible for teaching, participating in curriculum development, holding office hours for student advisement, attending faculty meetings, participating in campus-wide events, pursuing scholarly activities, and attending professional development events. Part-time faculty work less than 40 hours per week and are responsible for teaching, collaborating with other faculty, and maintaining availability to students. Clinical adjunct faculty provide clinical teaching under the direction of full-time and part-time faculty.

Practical Nurse Program	Full-time	Part-time	Clinical Adjunct Faculty	Total Faculty
Lake Area Technical College	8	1	4	13
Mitchell Technical College	4	0	1	5
Presentation College	0	6	0	6
Sinte Gleska University	3	0	0	3
Sisseton Wahpeton College	1	0	0	1
Southeast Technical College	10	0	31	41
Western Dakota Technical College	7	0	2	9
Total:	33	7	38	78
Percentage:	42.3%	9.0%	48.7%	100.0%

Full/Part-time Faculty vs. Clinical Adjunct Faculty



Vacancies: As of September 2022, there were 2 full-time faculty vacancies reported in PN programs.

PN Faculty Characteristics

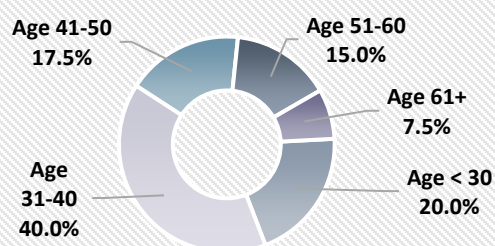
PN Faculty Gender: Of the 40 full-time and part-time RN faculty, 37 (92.5%) were female and 3 (7.5%) were male.

PN Faculty Pursuing Advanced Nursing Degree: Five (12.5%) full-time and part-time PN faculty were pursuing an advanced nursing degree in 2022.

PN Faculty Age and Academic Preparation: As shown on the table and graph, the majority, 60.0%, of PN faculty who were full-time or part-time were 40 years old or younger. Of the nursing faculty holding a graduate degree, 5 (12.5%) were 51 years and older.

Practical Nurse Program	< 30	31-40	41-50	51-60	61+	Total	%
PhD in Nursing	0	1	0	0	0	1	2.5%
Doctor of Nursing Practice	0	1	1	0	0	2	5.0%
Master's in Nursing	4	12	4	3	2	25	62.5%
Bachelor's in Nursing	4	2	2	3	1	12	30.0%
Total:	8	16	7	6	3	40	100.0%
Percent	20.0%	40.0%	17.5%	15.0%	7.5%	100.0%	

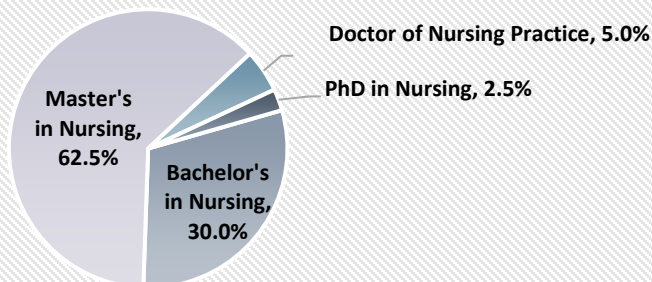
Percentage of PN Faculty Age



Highest Academic Achievement of PN Faculty by Program: The highest academic degree achieved by full-time and part-time PN faculty is shown in the table. The majority, 62.5%, hold a Master's degree in nursing.

Practical Nurse Program	Bachelor's in Nursing	Master's in Nursing	Doctor of Nursing Practice	PhD in Nursing	Total Full-time & Part-time Faculty
Lake Area Technical College	4	5	0	0	9
Mitchell Technical College	0	3	1	0	4
Presentation College	1	4	0	1	6
Sinte Gleska University	0	3	0	0	3
Sisseton Wahpeton College	0	1	0	0	1
Southeast Technical College	4	6	0	0	10
Western Dakota Technical College	3	3	1	0	7
Total:	12	25	2	1	40
Percent:	30.0%	62.5%	5.0%	2.5%	100.0%

Percentage of PN Faculty Highest Academic Degree



REGISTERED NURSE EDUCATION PROGRAMS

RN Education Curriculum

Course hours required for graduation from all RN programs are shown in the table below.

Credit Hours Required for Graduation Registered Nurse Programs	General and Support Courses	Nursing Theory and Clinical Courses	Credits from Previous Nursing Diploma/Degree	Total
Associate RN Programs				
Lake Area Technical College ¹	31.5	20	LPN – 34.5	86
Mitchell Technical College ¹	26	28	Not Reported	54
Oglala Lakota College	30	39	N/A	69
Southeast Technical College ¹	15	24	Not Reported	39
Western Dakota Technical College ¹	16	24	Not Reported	40
Baccalaureate RN Programs				
Augustana University <ul style="list-style-type: none"> Generic BS Accelerated BSN 	74	50	N/A	124
	74	50	N/A	124
Dakota Wesleyan University <ul style="list-style-type: none"> Generic BSN LPN to BSN 	62	63	N/A	125
	42	49	LPN - 29	120
Mount Marty University <ul style="list-style-type: none"> Generic BSN LPN to BSN RN to BSN 	64	64	N/A	128
	64	64	Not Reported	128
	64	64	Not Reported	128
Presentation College <ul style="list-style-type: none"> Generic BSN LPN to BSN RN to BSN 	62	59	N/A	121
	62	59	Not Reported	121
	62	59	Not Reported	121
South Dakota State University <ul style="list-style-type: none"> Generic & Accelerated BSN RN to BSN 	58	62	N/A	120
	50	24	AD RN – 46	120
University of Sioux Falls <ul style="list-style-type: none"> Generic BSN Accelerated BSN 	66	57	N/A	123
	32	57	Conferred Degree Required	89
University of South Dakota <ul style="list-style-type: none"> Generic BSN LPN to BSN RN to BSN 	61	59	N/A	120
	62	51	LPN – Up to 7	120
	58	27	AD RN – 35	120

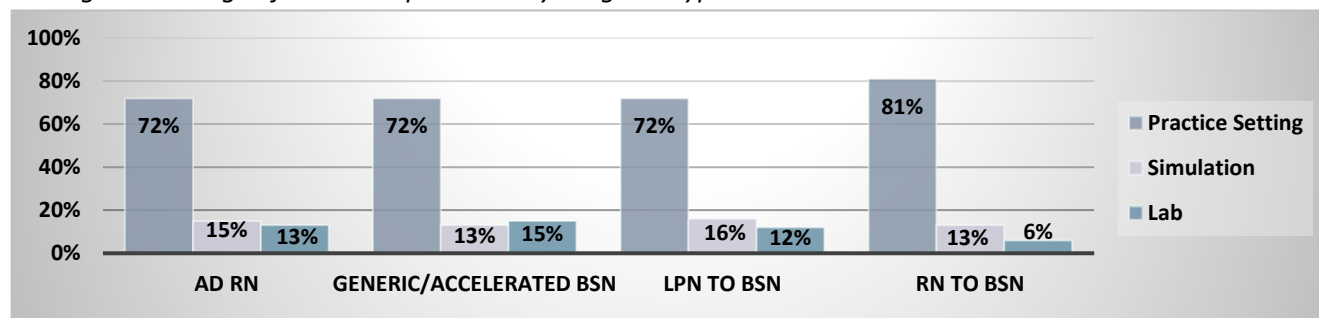
¹ LPN to AD RN Program

A breakdown of the hours spent in clinical experiences by practice settings, simulation, and lab are shown in the following table and chart. RN programs used practice settings to fulfill most clinical hour requirements. The use of simulation as a replacement for clinical hours was well below “up to 50% of clinical time” as allowed in ARSD 20:48:07:50. Time spent in lab experiences was minimal for most programs.

Clinical Experiences	% Practice Setting Hours	% Simulation Hours	% Lab Hours	Total
Associate RN Programs				
Lake Area Technical College ¹	358 (78%)	91 (20%)	8 (2%)	457 (100%)
Mitchell Technical College ¹	290 (65%)	96 (21%)	64 (14%)	450 (100%)
Oglala Lakota College	315 (70%)	57 (13%)	78 (17%)	450 (100%)
Southeast Technical College ¹	232 (71%)	56 (17%)	40 (12%)	328 (100%)
Western Dakota Technical College ¹	280 (77%)	20 (5%)	64 (18%)	364 (100%)
Baccalaureate RN Programs				
Augustana University				
• Generic BSN & Accelerated BSN	470 (75%)	63 (10%)	97 (15%)	630 (100%)
Dakota Wesleyan University				
• Generic BSN	449.5 (71%)	73 (12%)	107.5 (17%)	630 (100%)
• LPN to BSN	367.5 (78%)	42.5 (9%)	62.5 (13%)	472.5 (100%)
Mount Marty University				
• Generic BSN	701 (71%)	76 (8%)	213 (21%)	990 (100%)
• LPN to BSN	701 (71%)	76 (8%)	213 (21%)	990 (100%)
• RN to BSN	701 (71%)	76 (8%)	213 (21%)	990 (100%)
Presentation College				
• Generic BSN	592.5 (68%)	179 (20%)	106 (12%)	877.5 (100%)
• LPN to BSN	374.5 (67%)	180 (32%)	8 (1%)	562.5 (100%)
• RN to BSN	69 (51%)	66 (49%)	0 (0%)	135 (100%)
South Dakota State University				
• Generic & Accelerated BSN	597 (67%)	168 (19%)	120 (14%)	885 (100%)
• RN to BSN	90 (100%)	0 (0%)	0 (0%)	90 (100%)
University of Sioux Falls				
• Generic & Accelerated BSN	489 (83%)	38 (7%)	60 (10%)	587 (100%)
• RN to BSN	489 (83%)	38 (7%)	60 (10%)	587 (100%)
University of South Dakota				
• Generic BSN	644 (72%)	140 (15%)	116 (13%)	900 (100%)
• LPN to BSN	644 (72%)	140 (15%)	116 (13%)	900 (100%)
• RN to BSN	225 (100%)	0 (0%)	0 (0%)	225 (100%)

¹ LPN to AD RN Program

Average Percentage of Clinical Experiences by Program Type



RN Prelicensure Program Capacity

There were 1,150+ seats (250 AD RN and 900+ baccalaureate) available in South Dakota's prelicensure RN programs with 878 new students (192 AD RN and 686 baccalaureate) enrolled in the 2022 reporting period.

RN Program Capacity	Seats Available for New Students	Number of Qualified Applicants	Number of Accepted Applicants	Number of New Students Enrolled
Associate RN Programs				
Lake Area Technical College	30	31	31	22
Mitchell Technical College	24	24	24	23
Oglala Lakota College	20	19	17	17
Southeast Technical College	128	100	100	99
Western Dakota Technical College	48	36	33	31
Total:	250	210	205	192
Baccalaureate RN Programs				
Augustana University	88	85	68	68
Dakota Wesleyan University	64	46	36	36
Mount Marty University	36	20	20	20
Presentation College	Unlimited	52	52	51
South Dakota State University	376+	444	404	314
University of Sioux Falls	80	78	78	53
University of South Dakota	256	187	152	144
Total:	900+	912	810	686
Associate and Baccalaureate Total:	1150+	1122	1015	878

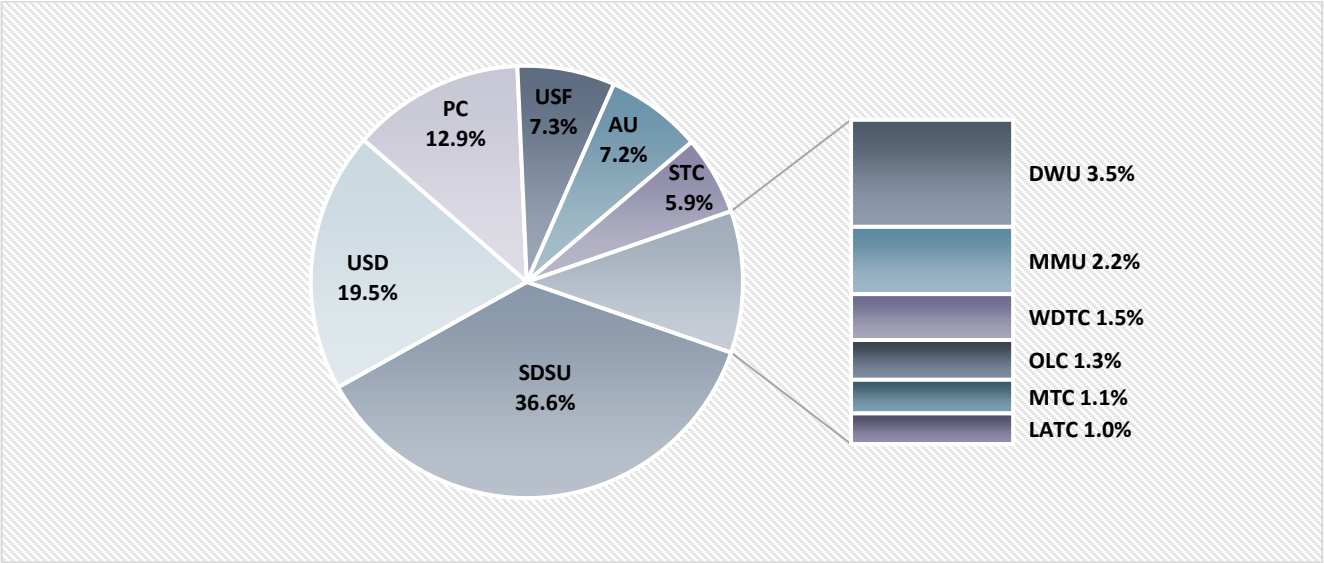
RN Student Enrollment

In 2022 there were 2,158 students enrolled in RN programs, a decrease of 2.0% from 2021. In 2022, enrollment in AD RN programs increased by 16.5% and baccalaureate enrollment decreased by 3.9%.

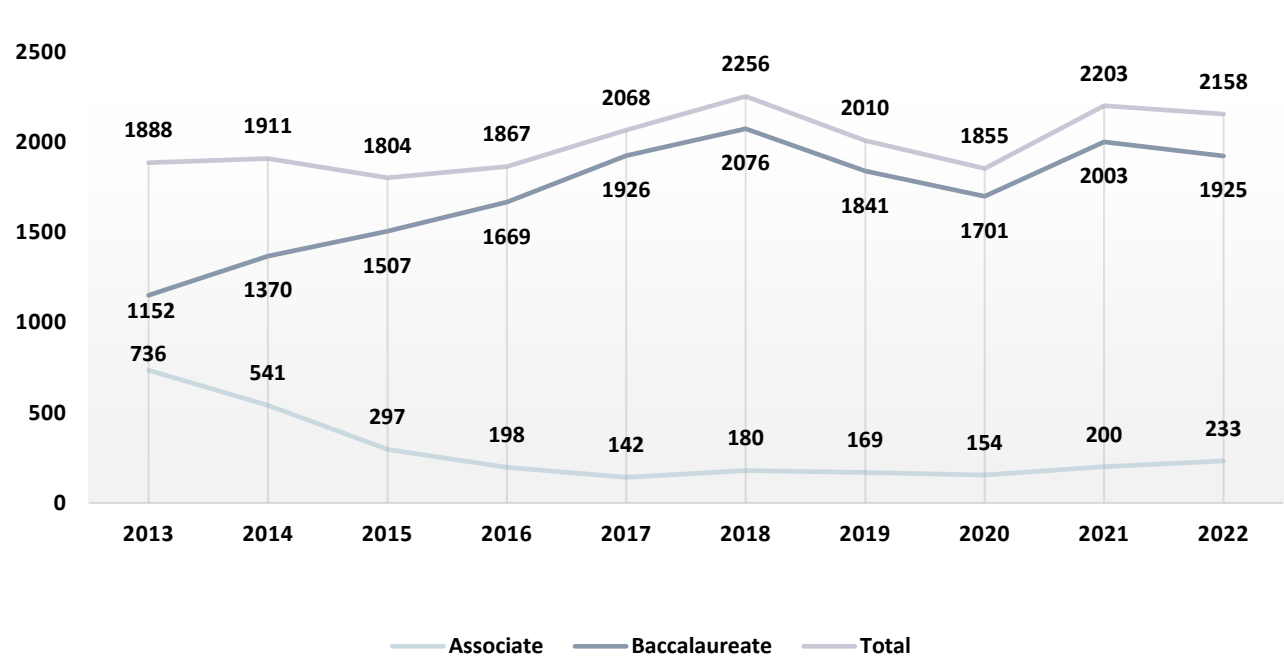
RN Student Enrollment	2022		2021	2021-2022	
	Total Students	% Total Students	Total Students	Difference	% Change
Associate RN Programs					
Lake Area Technical College	22	1.0%	26	-4	-15.4%
Mitchell Technical College	23	1.1%	0	23	--
Oglala Lakota College	27	1.3%	38	-11	-28.9%
Southeast Technical College	128	5.9%	112	16	14.3%
Western Dakota Technical College	33	1.5%	24	9	37.5%
Total:	233	10.8%	200	33	16.5%
Baccalaureate RN Programs					
Augustana University	154	7.2%	174	-20	-11.5%
Dakota Wesleyan University	76	3.5%	111	-35	-31.5%
Mount Marty University	47	2.2%	70	-23	-32.9%
Presentation College	279	12.9%	267	12	4.5%
South Dakota State University	790	36.6%	793	-3	-0.4%
University of Sioux Falls	158	7.3%	166	-8	-4.8%
University of South Dakota	421	19.5%	422	-1	-0.2%
Total:	1925	89.2%	2003	-78	-3.9%
Associate and Baccalaureate Total:	2158	100.0%	2203	-45	-2.0%

Percentage of total associate and baccalaureate student enrollment is shown in the pie chart. Trends in student enrollment rates from 2013 to 2022 are shown in the line chart for historical comparison.

Total Prelicensure RN Associate and Baccalaureate Student Enrollment



Trends in Prelicensure RN Student Enrollment



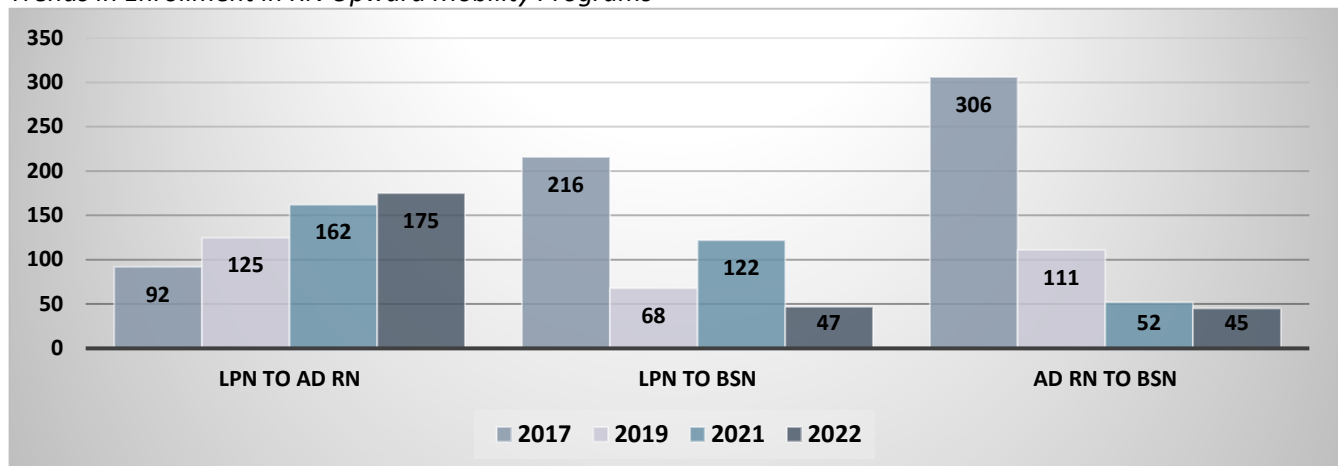
RN Upward Mobility Program Enrollment

The following table includes information on LPNs and AD RNs who were enrolled in upward mobility programs. In 2022 there were 222 LPNs enrolled in associate or baccalaureate RN upward mobility programs, 62 fewer, or a change of -21.8% from 2021. In 2022 there were 45 RNs enrolled in baccalaureate upward mobility nursing programs, 7 fewer or a change of -13.5% from 2021.

Enrollment in RN Upward Mobility Programs	2021 – 2022			
	2022	2021	Difference	% Change
LPN Enrollment in Associate RN Programs¹				
Lake Area Technical College	22	26	-4	-15.4%
Mitchell Technical College	23	0	+23	--
Southeast Technical College	99	112	-13	-11.6%
Western Dakota Technical College	31	24	7	29.2%
Total:	175	162	13	8.0%
LPN Enrollment in Baccalaureate RN Programs¹				
Dakota Wesleyan University	15	24	-9	-37.5%
Mount Marty University	0	0	--	--
Presentation College	32	98	-66	-67.3%
University of South Dakota	0	0	--	--
Total:	47	122	-75	-61.5%
Total LPN Enrollment in Associate & Baccalaureate RN Programs:	222	284	-62	-21.8%
Associate RN Enrollment in Baccalaureate RN Programs				
Mount Marty University	0	0	--	--
Presentation College	1	1	0	0.0%
South Dakota State University	25	39	-14	-35.9%
University of South Dakota	19	12	7	58.3%
Total:	45	52	-7	-13.5%
Total Upward Mobility Enrollment:	267	336	-69	-20.5%

¹ Included in Prelicensure RN tables

Trends in Enrollment in RN Upward Mobility Programs

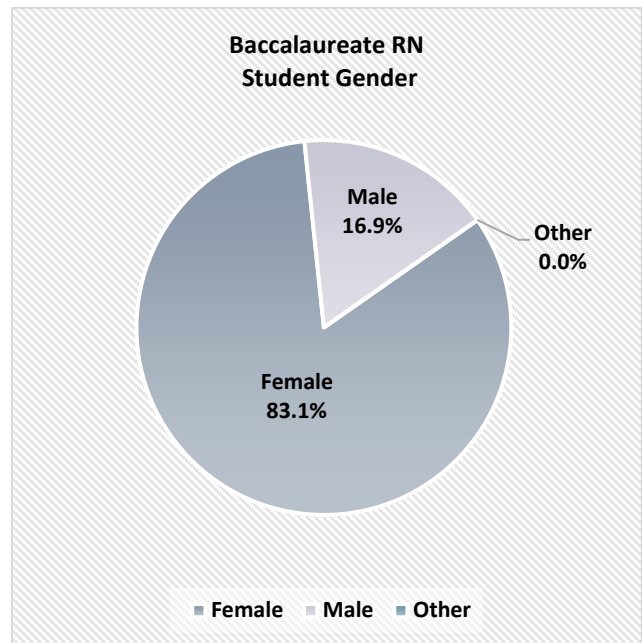
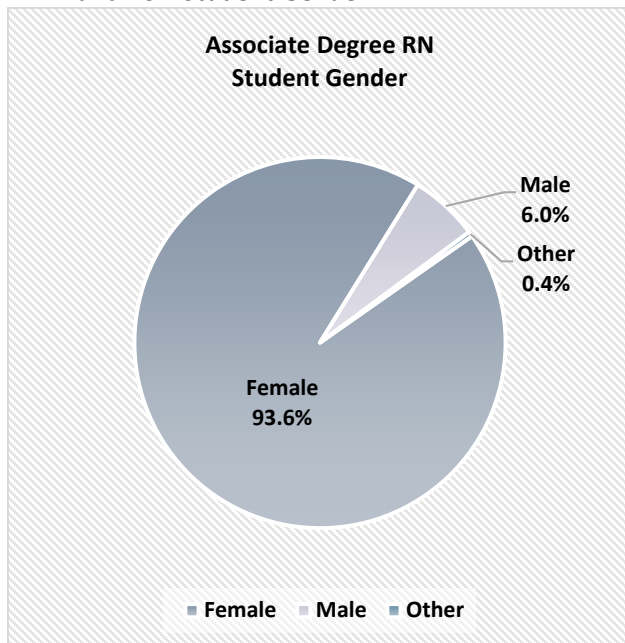


Characteristics of Generic, Accelerated, LPN to BSN, and RN to BSN Students

Student Gender: As in previous years, most RN students, 84.2%, were female.

Student Gender	Female	Male	Other	Total Students
Associate RN Programs				
Lake Area Technical College	19	3	0	22
Mitchell Technical College	22	1	0	23
Oglala Lakota College	25	2	0	27
Southeast Technical College	120	7	1	128
Western Dakota Technical College	32	1	0	33
Total:	218	14	1	233
Percent:	93.6%	6.0%	0.4%	100.0%
Baccalaureate RN Programs				
Augustana University	124	30	0	154
Dakota Wesleyan University	67	9	0	76
Mount Marty University	40	7	0	47
Presentation College	181	98	0	279
South Dakota State University	686	104	0	790
University of Sioux Falls	135	23	0	158
University of South Dakota	366	55	0	421
Total:	1599	326	0	1925
Percent:	83.1%	16.9%	0.0%	100.0%
Associate and Baccalaureate RN Total:	1817	340	1	2158
Percent:	84.2%	15.8%	<0.1%	100%

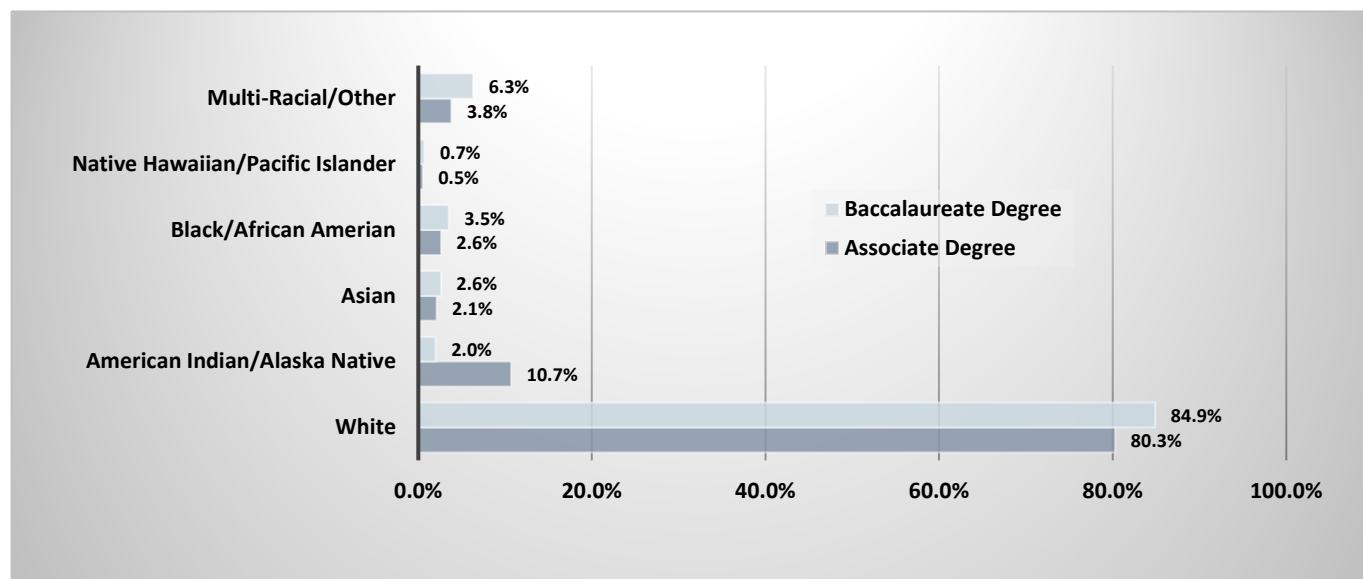
AD RN and BSN Student Gender



RN Student Race and Ethnicity: Most RN students were White, 84.5%, with 1.9% of Hispanic, Latino, or Spanish origin.

Student Race	American Indian / Alaska Native	Asian	Black / African American	Native Hawaiian / Pacific Islander	White	Multi-Racial	Other, Unknown, or Missing	Total Students
Associate RN Programs								
Lake Area Technical College	0	0	1	0	21	0	0	22
Mitchell Technical College	0	0	0	0	23	0	0	23
Oglala Lakota College	22	0	0	0	5	0	0	27
Southeast Technical College	2	5	5	0	107	5	4	128
Western Dakota Technical College	1	0	0	1	31	0	0	33
Total:	25	5	6	1	187	5	4	233
Percent:	10.7%	2.1%	2.6%	0.5%	80.3%	2.1%	1.7%	100.0%
Baccalaureate RN Programs								
Augustana University	0	4	6	1	143	0	0	154
Dakota Wesleyan University	0	0	0	0	70	6	0	76
Mount Marty University	0	0	1	0	45	0	1	47
Presentation College	12	10	23	1	194	10	29	279
South Dakota State University	23	27	22	10	680	7	21	790
University of Sioux Falls	0	5	9	0	134	6	4	158
University of South Dakota	3	3	7	1	369	10	28	421
Total:	38	49	68	13	1635	39	83	1925
Percent:	2.0%	2.6%	3.5%	0.7%	84.9%	2.0%	4.3%	100.0%
Associate and Baccalaureate RN Total:	63	54	74	14	1822	44	87	2158
Percent:	2.9%	2.5%	3.4%	0.7%	84.5%	2.0%	4.0%	100.0%

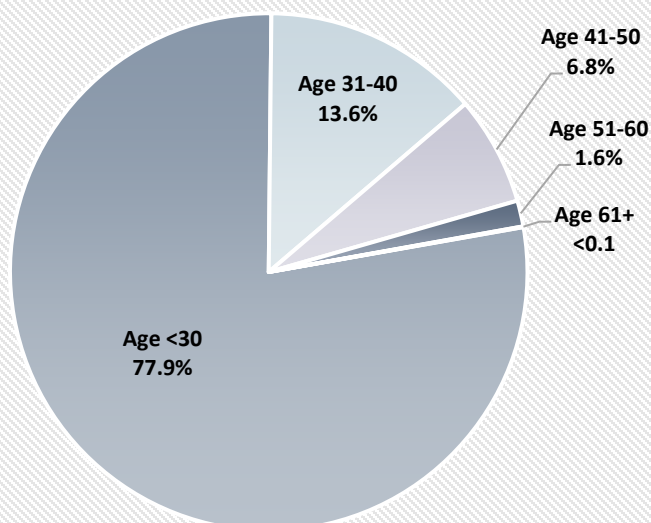
RN Student Race



RN Student Age: The age of RN students is shown below.

Student Age	<u>≤ 30</u>	31-40	41-50	51-60	61+	Total
Associate RN Programs						
Lake Area Technical College	16	3	3	0	0	22
Mitchell Technical College	11	7	3	2	0	23
Oglala Lakota College	22	1	3	1	0	27
Southeast Technical College	80	34	14	0	0	128
Western Dakota Technical College	16	6	10	1	0	33
Total:	145	51	33	4	0	233
Baccalaureate RN Programs						
Augustana University	143	8	1	2	0	154
Dakota Wesleyan University	55	17	3	1	0	76
Mount Marty University	47	0	0	0	0	47
Presentation College	124	94	46	14	1	279
South Dakota State University	700	59	29	2	0	790
University of Sioux Falls	141	13	4	0	0	158
University of South Dakota	327	51	31	12	0	421
Total:	1537	242	114	31	1	1925
Associate and Baccalaureate RN Total:	1682	293	147	35	1	2158

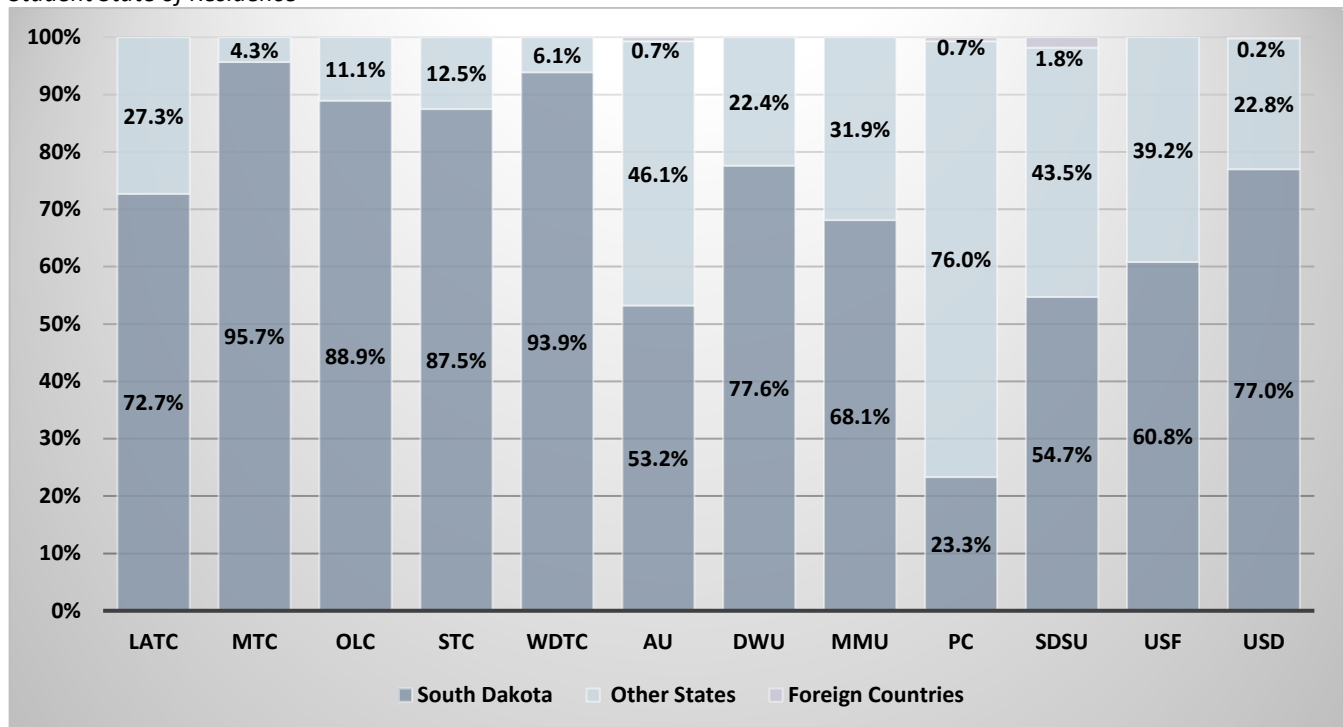
RN Student Age



RN Student State of Residence: The primary state of residence of RN students is shown below.

State of Residence	South Dakota		Other States		Foreign Countries		Total	
	Number	Percent	Number	Percent	Number	Percent	Number	Percent
Associate RN Programs								
Lake Area Technical College	16	72.7%	6	27.3%	0	0.0%	22	100.0%
Mitchell Technical College	22	95.7%	1	4.3%	0	0.0%	23	100.0%
Oglala Lakota College	24	88.9%	3	11.1%	0	0.0%	27	100.0%
Southeast Technical College	112	87.5%	16	12.5%	0	0.0%	128	100.0%
Western Dakota Technical College	31	93.9%	2	6.1%	0	0.0%	33	100.0%
Total:	205	88.0%	28	12.0%	0	0.0%	233	100.0%
Baccalaureate RN Programs								
Augustana University	82	53.2%	71	46.1%	1	0.7%	154	100.0%
Dakota Wesleyan University	59	77.6%	17	22.4%	0	0.0%	76	100.0%
Mount Marty University	32	68.1%	15	31.9%	0	0.0%	47	100.0%
Presentation College	65	23.3%	212	76.0%	2	0.7%	279	100.0%
South Dakota State University	432	54.7%	344	43.5%	14	1.8%	790	100.0%
University of Sioux Falls	96	60.8%	62	39.2%	0	0.0%	158	100.0%
University of South Dakota	324	77.0%	96	22.8%	1	0.2%	421	100.0%
Total:	1090	56.6%	817	42.5%	18	0.9%	1925	100.0%
Associate and Baccalaureate RN Total:	1295	60.0%	845	39.2%	18	0.8%	2158	100.0%

Student State of Residence

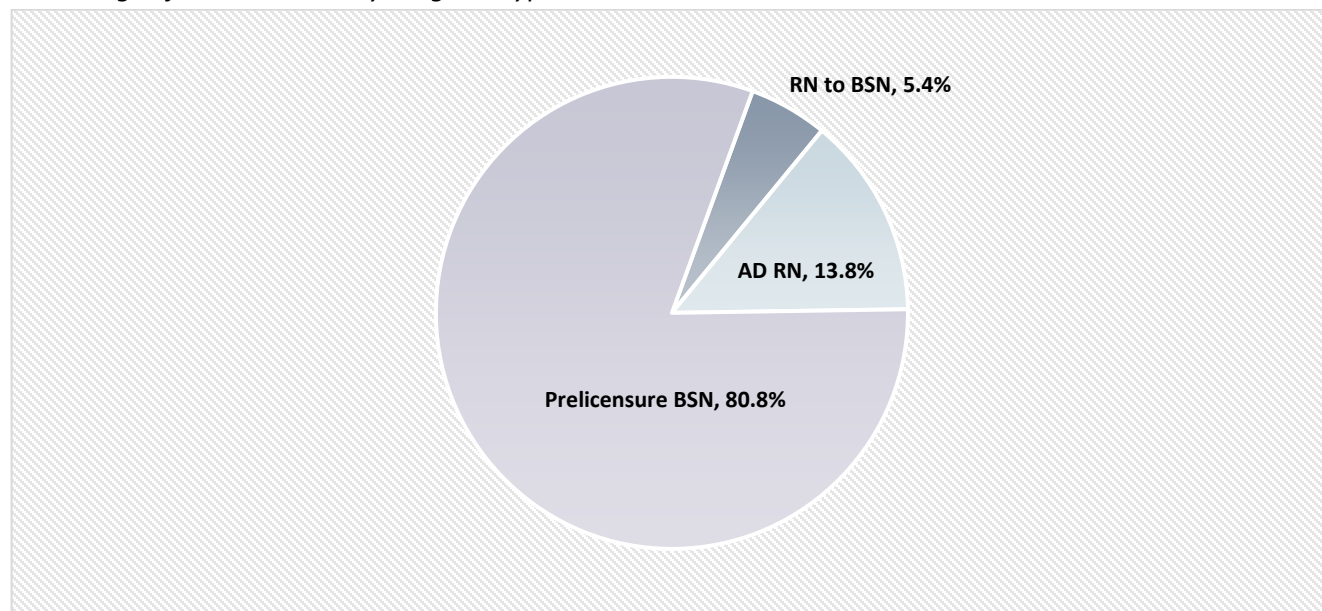


Characteristics of RN Graduates

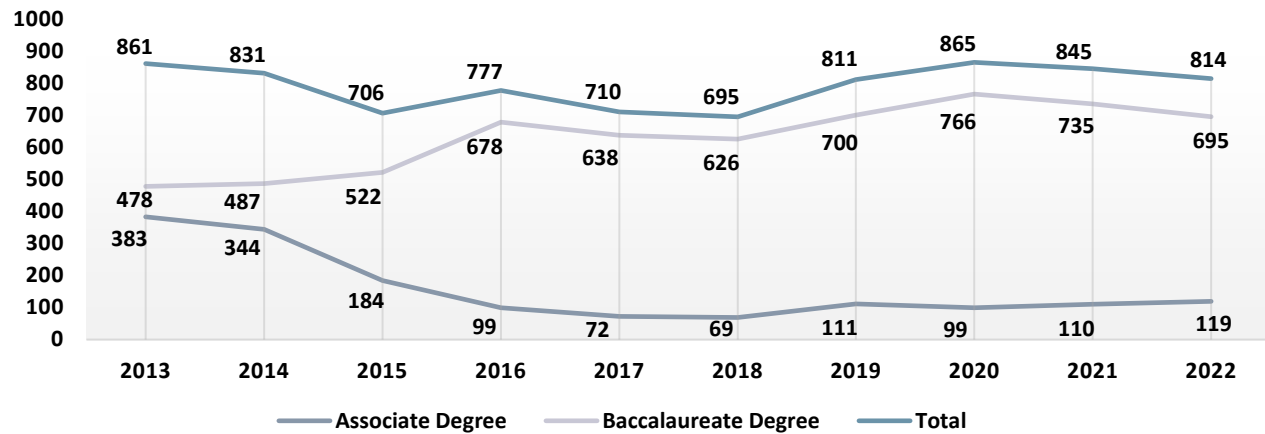
The following table shows the total number of prelicensure RN and RN to BSN graduates during the 2022 measuring period. The pie chart shows the percentage of graduates by educational level.

RN Graduates	AD RN	Generic BSN	Accelerated BSN	LPN to BSN	RN to BSN	Total Graduates
Associate RN Programs						
Lake Area Technical College	20	--	--	--	--	20
Mitchell Technical College	20	--	--	--	--	20
Oglala Lakota College	9	--	--	--	--	9
Southeast Technical College	50	--	--	--	--	50
Western Dakota Technical College	20	--	--	--	--	20
Total:	119	--	--	--	--	119
Baccalaureate RN Programs						
Augustana University	--	58	22	--	--	80
Dakota Wesleyan University	--	16	--	19	--	35
Mount Marty University	--	23	--	0	0	23
Presentation College	--	14	--	44	0	58
South Dakota State University	--	218	74	--	23	315
University of Sioux Falls	--	25	46	--	--	71
University of South Dakota	--	136	--	0	23	159
Total:	--	490	142	63	46	741
Associate and Baccalaureate RN	119	490	142	63	46	860
Total:	13.8%	57.0%	16.5%	7.3%	5.4%	100.0%

Percentage of RN Graduates by Program Type



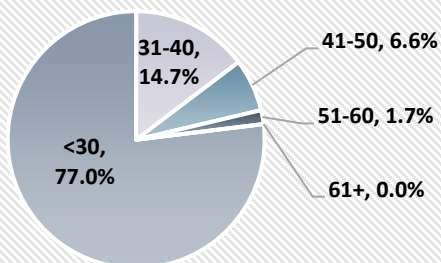
Trends in Prelicensure RN Graduates



RN Graduate Age: The age of RN graduates is shown below.

Graduate Age	≤ 30	31-40	41-50	51-60	61+	Total
Associate RN Programs						
Lake Area Technical College	12	5	3	0	0	20
Mitchell Technical College	10	7	1	2	0	20
Oglala Lakota College	9	0	0	0	0	9
Southeast Technical College	35	8	7	0	0	50
Western Dakota Technical College	6	7	6	1	0	20
Total:	72	27	17	3	0	119
Baccalaureate RN Programs						
Augustana University	74	4	0	2	0	80
Dakota Wesleyan University	24	7	3	1	0	35
Mount Marty University	22	1	0	0	0	23
Presentation College	25	25	6	2	0	58
South Dakota State University	270	30	14	1	0	315
University of Sioux Falls	58	9	4	0	0	71
University of South Dakota	117	23	13	6	0	159
Total:	590	99	40	12	0	741
Associate and Baccalaureate RN Total:	662	126	57	15	0	860

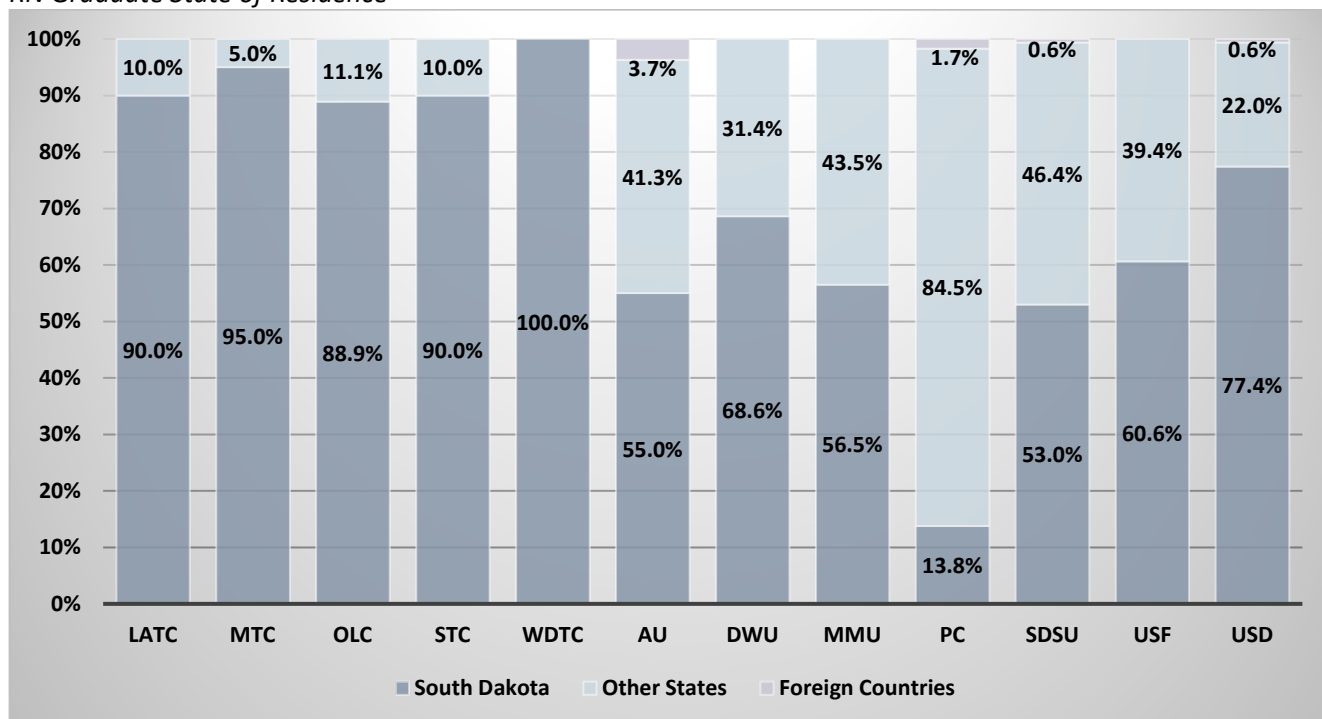
Percentage of RN Graduate Age



RN Graduate State of Residence: The primary state of residence of RN graduates is shown below.

State of Residence	South Dakota		Other States		Foreign Countries		Total	
	Number	Percent	Number	Percent	Number	Percent	Number	Percent
Associate RN Programs								
Lake Area Technical College	18	90.0%	2	10.0%	0	0.0%	20	100.0%
Mitchell Technical College	19	95.0%	1	5.0%	0	0.0%	20	100.0%
Oglala Lakota College	8	88.9%	1	11.1%	0	0.0%	9	100.0%
Southeast Technical College	45	90.0%	5	10.0%	0	0.0%	50	100.0%
Western Dakota Technical College	20	100.0%	0	0.0%	0	0.0%	20	100.0%
Total:	110	92.4%	9	7.6%	0	0.0%	119	100.0%
Baccalaureate RN Programs								
Augustana University	44	55.0%	33	41.3%	3	3.7%	80	100.0%
Dakota Wesleyan University	24	68.6%	11	31.4%	0	0.0%	35	100.0%
Mount Marty University	13	56.5%	10	43.5%	0	0.0%	23	100.0%
Presentation College	8	13.8%	49	84.5%	1	1.7%	58	100.0%
South Dakota State University	167	53.0%	146	46.4%	2	0.6%	315	100.0%
University of Sioux Falls	43	60.6%	28	39.4%	0	0.0%	71	100.0%
University of South Dakota	123	77.4%	35	22.0%	1	0.6%	159	100.0%
Total:	422	57.0%	312	42.1%	7	0.9%	741	100.0%
Associate and Baccalaureate Total:	532	61.9%	321	37.3%	7	0.8%	860	100.0%

RN Graduate State of Residence



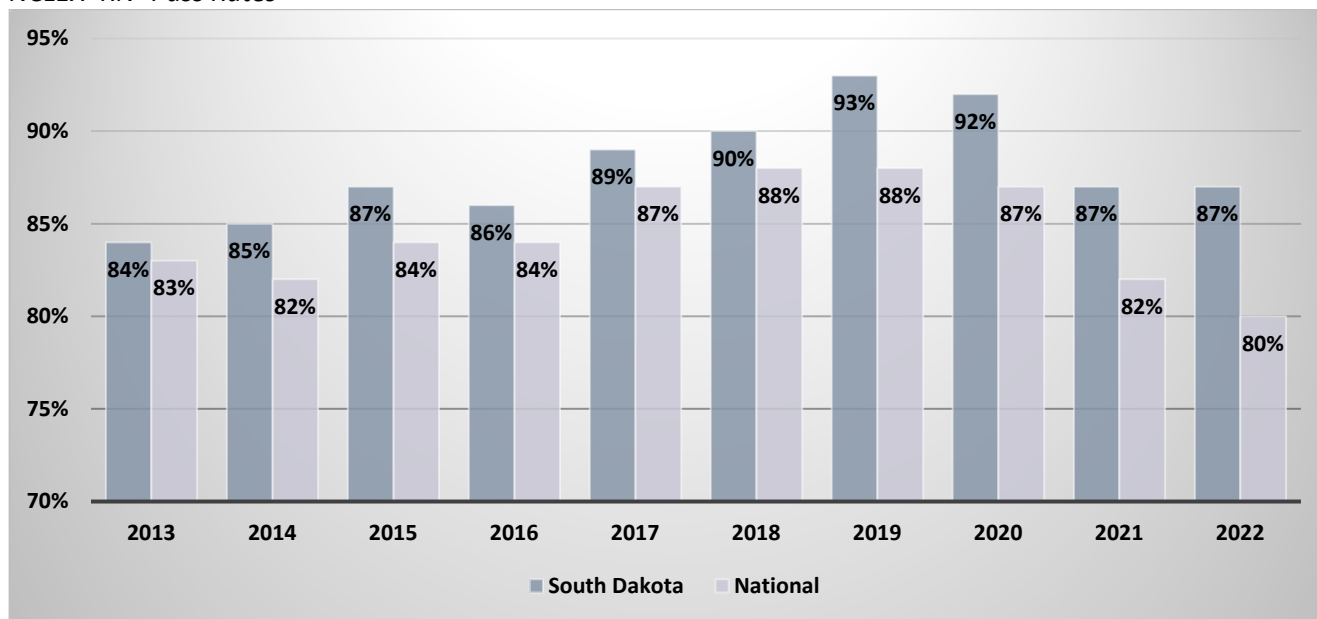
NCLEX–RN® Examination Results

Results from the NCLEX–RN® examination from January–December 2022 are shown in the table. Pass rates are evaluated by the SD Board of Nursing for ongoing approval of a program using measuring periods as defined in ARSD 20:48:07:47. A measuring period commences on January 1 of each calendar year and continues until December 31 of that calendar year in which the number of first-time writers since the start of that measuring period equals or exceeds 21. Measuring periods for programs with fewer than 21 test writers in one calendar year can extend over more than one year until 21 is reached. In 2022 the pass rate for all first-time test writers in South Dakota was 86.7% and the national pass rate for US educated first-time test writers was 79.9%. Pass rates from 2013 to 2022 are shown in the bar chart for historical comparison.

2022 NCLEX-RN Results	# Delivered	# Passed	# Failed	2022 Pass Rate
Associate RN Programs				
Lake Area Technical College	20	20	0	*
Mitchell Technical College	20	19	1	*
Oglala Lakota College	12	2	10	*
Southeast Technical College	50	40	10	80.0%
Western Dakota Technical College	20	17	3	*
Total:	122	98	24	80.3%
Baccalaureate RN Programs				
Augustana University	81	79	2	97.5%
Dakota Wesleyan University	33	25	8	75.8%
Mount Marty University	25	17	8	68.0%
Presentation College	57	40	17	70.2%
South Dakota State University	288	258	30	89.6%
University of Sioux Falls	71	60	11	84.5%
University of South Dakota	136	128	8	94.1%
Total:	691	607	84	87.8%
South Dakota Total:	813	705	108	86.7%

*Pass rate to be determined upon reaching or exceeding an N of 21 graduates.

NCLEX–RN® Pass Rates



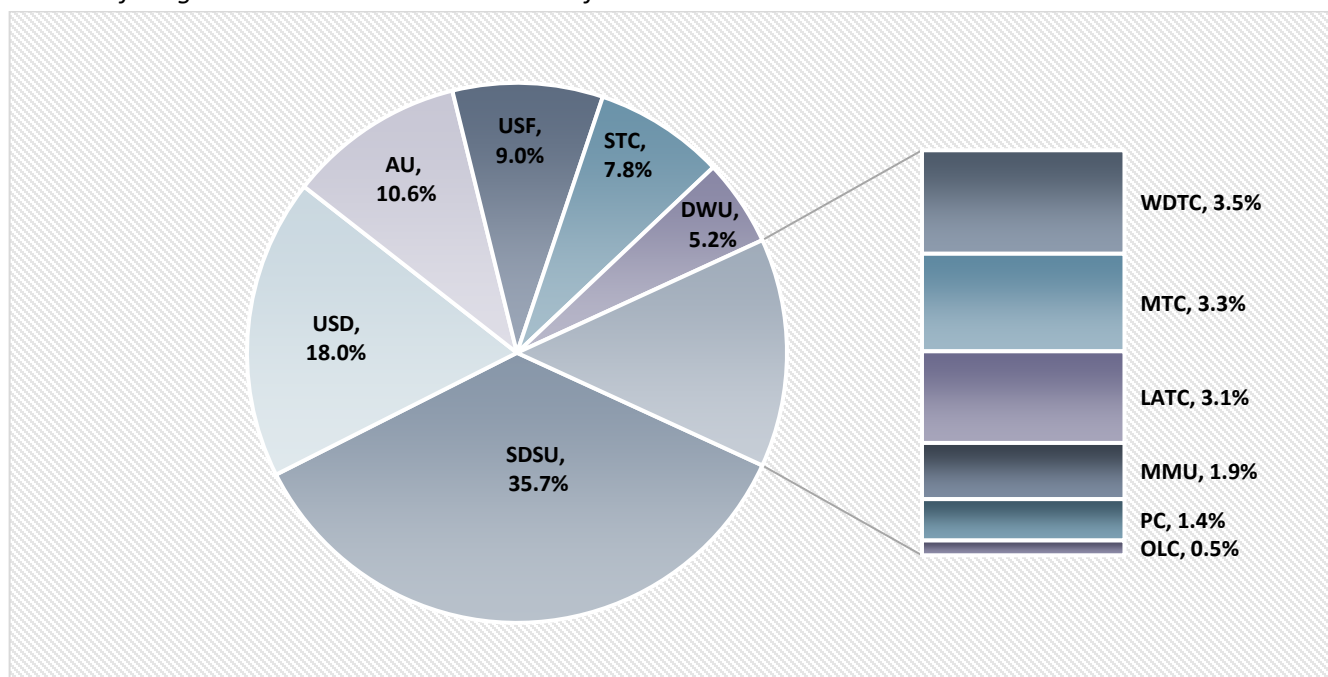
Graduates Licensed as RNs in South Dakota

The number of graduates licensed into the state of SD by NCLEX–RN® examination from January 1 to December 31, 2022 is listed in the following table. In 2022, 70.9% of the total graduates licensed were licensed in SD.

RN Graduates Licensed into SD	Prelicensure Graduates Produced	Total Prelicensure Graduates Licensed in SD	Percent of Program's Prelicensure Graduates Licensed in SD
Associate RN Programs			
Lake Area Technical College	20	18 (90.0%)	3.1%
Mitchell Technical College	20	19 (95.0%)	3.3%
Oglala Lakota College	9	3 (33.3%)	0.5%
Southeast Technical College	50	45 (90.0%)	7.8%
Western Dakota Technical College	20	20 (100.0%)	3.5%
Total:	119	105 (88.2%)	18.2%
Baccalaureate RN Programs			
Augustana University	80	61 (76.3%)	10.6%
Dakota Wesleyan University	35	30 (85.7%)	5.2%
Mount Marty University	23	11 (47.8%)	1.9%
Presentation College	58	8 (13.8%)	1.4%
South Dakota State University	292	206 (70.5%)	35.7%
University of Sioux Falls	71	52 (73.2%)	9.0%
University of South Dakota	136	104 (76.5%)	18.0%
Total:	695	472 (67.9%)	81.8%
Associate and Baccalaureate Total:	814	577 (70.9%)	100.0%

*Graduates produced by a program may be less than the number licensed in SD because some graduates wait to take the examination, fail the examination, or license in a different year than when produced.

Percent of Program's Graduates Licensed in SD of Total Licensed in SD

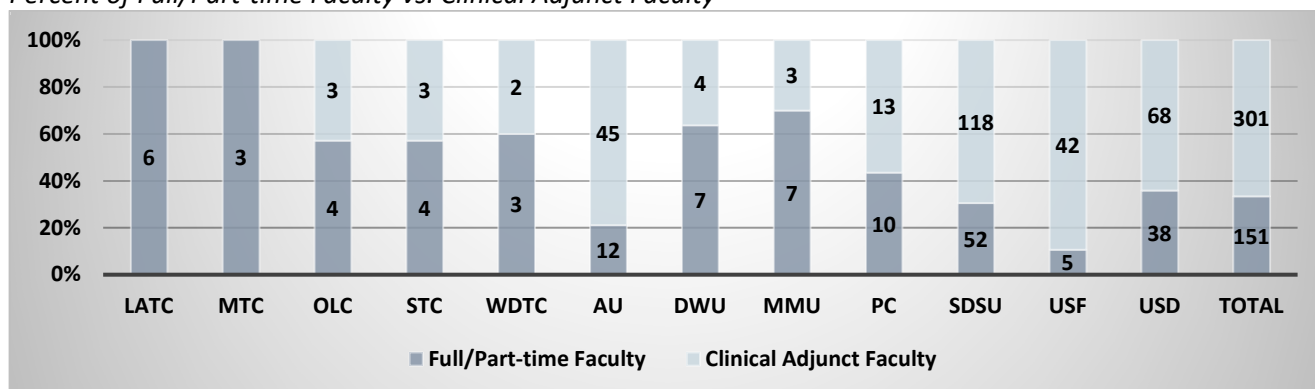


RN Faculty

Employment Status: Respondents were asked to identify the number of full-time, part-time, and clinical adjunct RN nursing education faculty employed by their program. Full-time faculty are expected to work 40 hours per week and are responsible for teaching, participating in curriculum development, holding office hours for student advisement, attending faculty meetings, participating in campus-wide events, pursuing scholarly activities, and attending professional development events. Part-time faculty work less than 40 hours per week and are responsible for teaching, collaborating with other faculty, and maintaining availability to students. Clinical adjunct faculty provide clinical teaching under the direction of full-time and part-time faculty.

RN Faculty	Full-time Faculty	Part-time Faculty	Clinical Adjunct Faculty	Total Faculty
Associate RN Programs				
Lake Area Technical College	6	0	0	6
Michell Technical College	3	0	0	3
Oglala Lakota College	4	0	3	7
Southeast Technical College	4	0	3	7
Western Dakota Technical College	3	0	2	5
Total:	20	0	8	28
Percentage:	71.4%	0.0%	28.6%	100.0%
Baccalaureate RN Programs				
Augustana University	11	1	45	57
Dakota Wesleyan University	7	0	4	11
Mount Marty University	4	3	3	10
Presentation College	7	3	13	23
South Dakota State University	52	0	118	170
University of Sioux Falls	5	0	42	47
University of South Dakota	38	0	68	106
Total:	124	7	293	424
Percentage:	29.2%	1.7%	69.1%	100%
Associate and Baccalaureate Total:	144	7	301	452
Percentage:	31.9%	1.5%	66.6%	100.0%

Percent of Full/Part-time Faculty vs. Clinical Adjunct Faculty



Vacancies: As of September 2022, there was 1 full-time faculty vacancy reported in AD RN programs and 6 full-time faculty vacancies in baccalaureate programs.

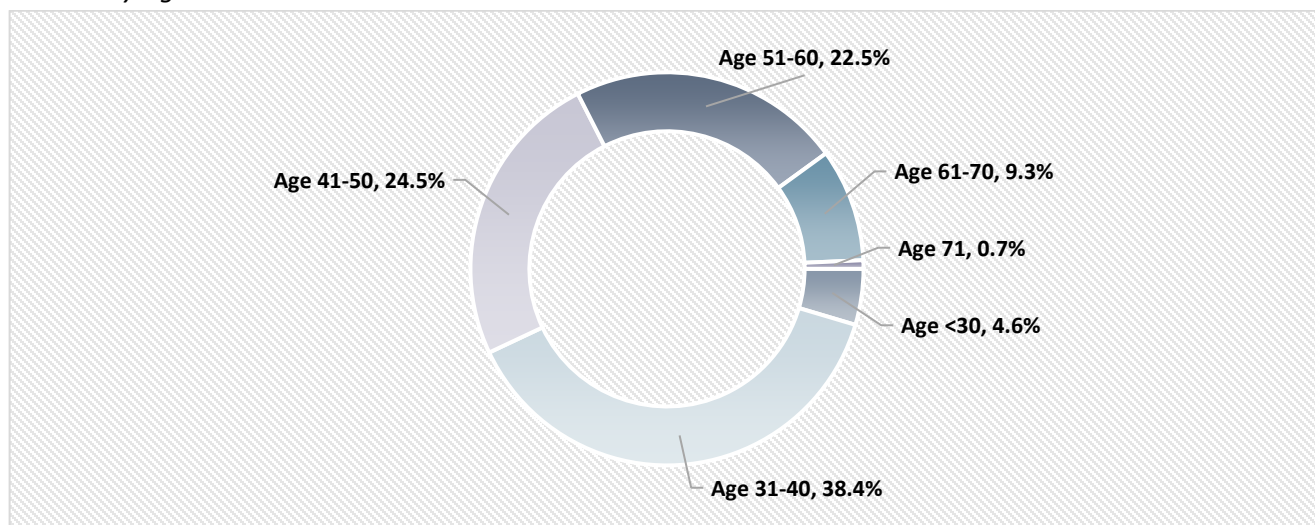
RN Faculty Characteristics

RN Faculty Gender: Of the 151 full-time and part-time RN faculty, 146 (96.7%) were female and 5 (3.3%) were male.

RN Faculty Age and Academic Preparation: As shown below, 95 of the 151 full-time and part-time RN faculty (62.9%), were between the ages of 31-50 years old. Ten percent of the RN nursing faculty were 61 years old or older.

RN Faculty Age and Academic Preparation	< 30	31-40	41-50	51-60	61-70	71+	Total
Associate RN Programs							
PhD in Nursing	0	1	0	0	0	0	1
Doctor of Nursing Practice	0	0	1	1	0	0	2
Other Nursing Doctorate	0	0	0	1	0	0	1
Non-Nursing Doctorate	0	0	0	0	0	0	0
Master's in Nursing	0	10	3	1	0	0	14
Bachelor's in Nursing	1	0	1	0	0	0	2
Total:	1	11	5	3	0	0	20
Percentage:	5.0%	55.0%	25.0%	15.0%	0.0%	0.0%	100.0%
Baccalaureate RN Programs							
PhD in Nursing	0	3	2	7	5	1	18
Doctor of Nursing Practice	0	4	4	7	2	0	17
Other Nursing Doctorate	0	0	2	0	0	0	2
Non-Nursing Doctorate	0	1	3	3	3	0	10
Master's in Nursing	6	36	20	13	4	0	79
Bachelor's in Nursing	0	3	1	1	0	0	5
Total:	6	47	32	31	14	1	131
Percentage:	4.6%	35.9%	24.4%	23.6%	10.7%	0.8%	100.0%
Associate and Baccalaureate Total:	7	58	37	34	14	1	151
Percentage:	4.6%	38.4%	24.5%	22.5%	9.3%	0.7%	100.0%

RN Faculty Age



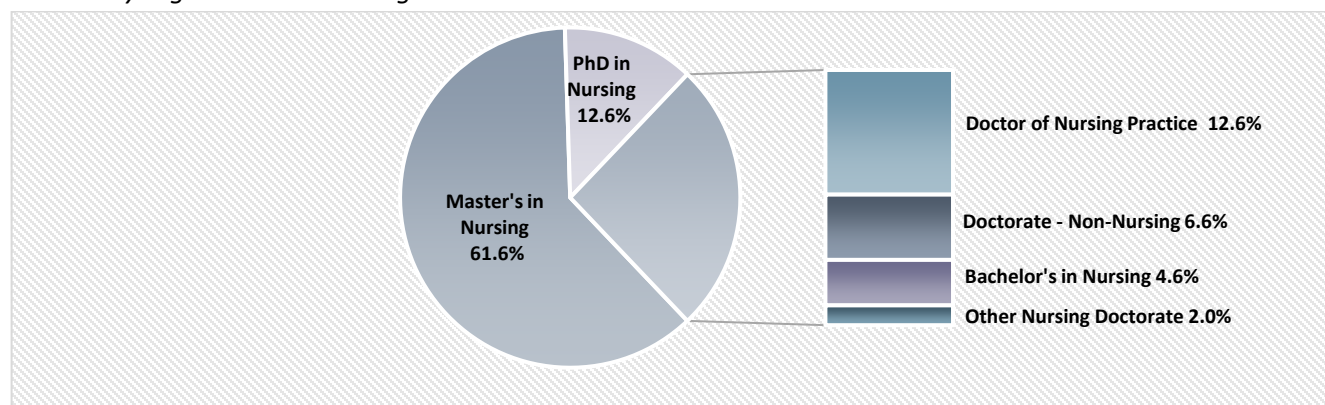
RN Faculty Pursuing Advanced Nursing Degree: There were 26 (17.2%) of the 151 full-time and part-time RN faculty pursuing an advanced nursing degree in 2022.

RN Faculty with Doctoral Degrees: There were 51 (33.8%) of the 151 full-time and part-time faculty holding a doctoral degree.

Highest Academic Achievement of RN Faculty by Program: The following table and chart present the highest academic preparation of RN faculty by nursing education program. The majority, 70.0%, of faculty employed in AD RN programs held master's in nursing degrees. The majority, 60.3%, of faculty employed in baccalaureate RN programs held a master's in nursing degree.

RN Faculty Highest Academic Achievement By Program	Bachelor's in Nursing	Master's in Nursing	Doctorate – Non-Nursing	Other Nursing Doctorate	Doctor of Nursing Practice	PhD in Nursing	Total Faculty
Associate RN Programs							
Lake Area Technical College	0	4	0	0	1	1	6
Mitchell Technical College	0	2	0	0	1	0	3
Oglala Lakota College	1	2	0	1	0	0	4
Southeast Technical College	1	3	0	0	0	0	4
Western Dakota Technical College	0	3	0	0	0	0	3
Total:	2	14	0	1	2	1	20
Percent:	10.0%	70.0%	0.0%	5.0%	10.0%	5.0%	100%
Baccalaureate RN Programs							
Augustana University	0	6	1	0	4	1	12
Dakota Wesleyan University	0	5	0	0	2	0	7
Mount Marty University	2	2	1	1	0	1	7
Presentation College	0	6	0	1	3	0	10
South Dakota State University	1	35	1	0	3	12	52
University of Sioux Falls	0	3	0	0	1	1	5
University of South Dakota	2	22	7	0	4	3	38
Total:	5	79	10	2	17	18	131
Percent:	3.8%	60.3%	7.6%	1.5%	13.0%	13.8%	100.0%
Associate and Baccalaureate Total:	7	93	10	3	19	19	151
Percent:	4.6%	61.6%	6.6%	2.0%	12.6%	12.6%	100.0%

RN Faculty Highest Academic Degree



ADVANCED PRACTICE REGISTERED NURSE EDUCATION PROGRAMS

APRN Enrollment

Student enrollment for nurse practitioner and nurse anesthesia programs by degree type and program focus is shown in the following tables.

Nurse Practitioner Programs	DNP		MSN		Post Certificate		Total
	Family Across the Lifespan	Psych- Mental Health	Family Across the Lifespan	Psych- Mental Health	Family Across the Lifespan	Psych- Mental Health	Total
Mount Marty University	0	0	19	8	0	0	27
Presentation College	0	0	15	0	0	0	15
South Dakota State University	57	6	32	0	0	4	99
Total:	57	6	66	8	0	4	141

Nurse Anesthesia Programs	Prelicensure DNAP	Post-licensure DNAP	Total
Mount Marty University	140	3	143
Total:	140	3	143

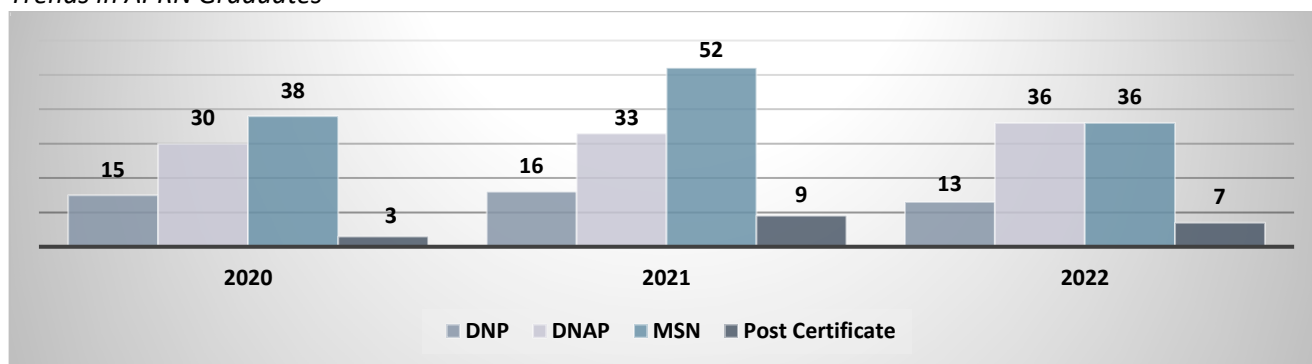
APRN Graduates

The following tables show the number of graduates by degree type and program focus.

Graduates of Nurse Practitioner Programs	DNP		MSN		Post Certificate		Total
	Family Across the Lifespan	Psych- Mental Health	Family Across the Lifespan	Psych- Mental Health	Family Across the Lifespan	Psych- Mental Health	Total
Mount Marty University	0	0	9	2	0	4	15
Presentation College	0	0	6	0	0	0	6
South Dakota State University	13	0	19	0	1	2	35
Total:	13	0	34	2	1	6	56

Graduates of Nurse Anesthesia Program	Prelicensure DNAP	Post-licensure DNAP	Total
Mount Marty University	34	2	36
Total:	34	2	36

Trends in APRN Graduates

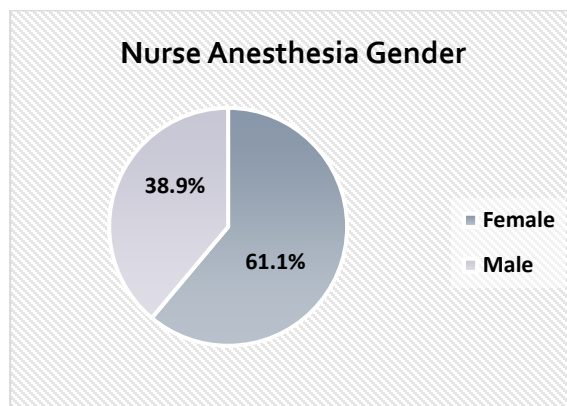
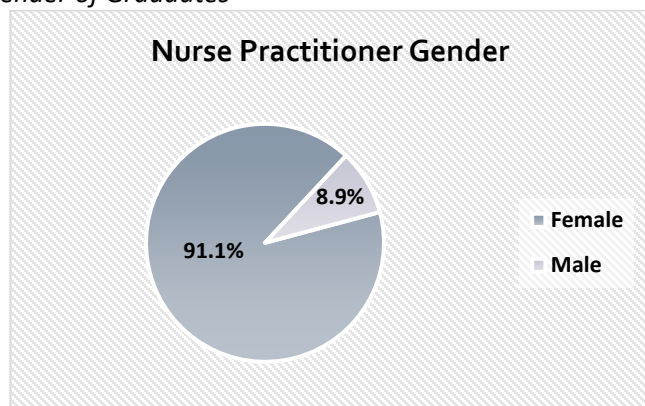


Characteristics of APRN Graduates

APRN Graduate Gender: Most nurse practitioner (91.1%) and nurse anesthesia (61.1%) graduates were female.

Graduate Gender	Female	Male	Other	Total
Nurse Practitioner	51 (91.1%)	5 (8.9%)	0 (0.0%)	56
Nurse Anesthesia	22 (61.1%)	14 (38.9%)	0 (0.0%)	36
Total:	73 (79.3%)	19 (20.7%)	0 (0.0%)	92

Gender of Graduates



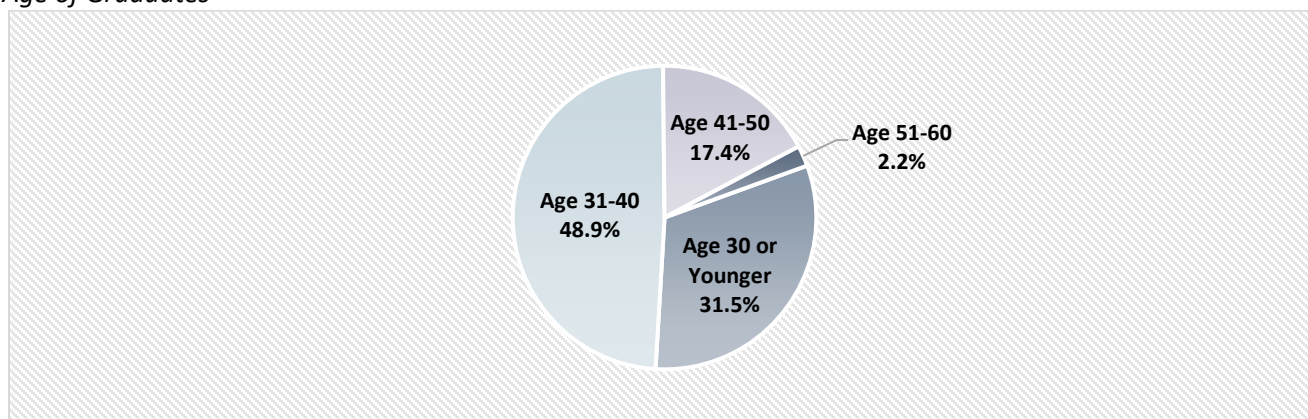
APRN Graduate Race and Ethnicity: Most nurse practitioner and nurse anesthesia graduates were White (85.9%) and of those reported, all were of Non-Hispanic, Latino, or Spanish origin.

Graduate Race	American Indian / Alaska Native	Asian	Black / African American	Native Hawaiian / Pacific Islander	White	Mixed Race / Other / Unknown	Total Students
Mount Marty University Nurse Practitioner	1	1	1	0	12	0	15
Mount Marty University Nurse Anesthesia	0	0	1	0	32	3	36
Presentation College	0	0	0	0	0	6	6
South Dakota State University	0	0	0	0	35	0	35
Total:	1	1	2	0	79	9	92
Percentage of Total:	1.0%	1.0%	2.2%	0.0%	85.9%	9.9%	100.0%

APRN Graduate Age: The largest percentage (48.9%) of nurse practitioner and nurse anesthesia graduates were in the 31-40 age range.

Graduate Age	≤ 30	31-40	41-50	51-60	Total
Mount Marty University Nurse Practitioner	1	12	2	0	15
Mount Marty University Nurse Anesthesia	13	14	8	1	36
Presentation College	2	2	2	0	6
South Dakota State University	13	17	4	1	35
Total:	29	45	16	2	92
Percentage of Total:	31.5%	48.9%	17.4%	2.2%	100.0%

Age of Graduates



APRN Faculty

Employment Status: Respondents were asked to identify the number of faculty who were licensed as APRNs, who were teaching full-time in the graduate programs, and carried the full scope of faculty responsibilities, including teaching, advisement, and committee work. Part-time faculty included those who were licensed as APRNs and who may or may not have held academic rank or carried the full scope of faculty responsibilities. This also included faculty who divided time between the nursing programs within the institution.

APRN Faculty	Full-time	Part-time	Total
Mount Marty University Nurse Practitioner	1	1	2
Mount Marty University Nurse Anesthesia	6	5	11
Presentation College	2	3	5
South Dakota State University	5	18	23
Total:	14	27	41
Percentage of Total:	34.1%	65.9%	100.0%

APRN Faculty Vacancies: As of September 2022, there were no faculty vacancies reported in the nurse practitioner or nurse anesthesia programs.

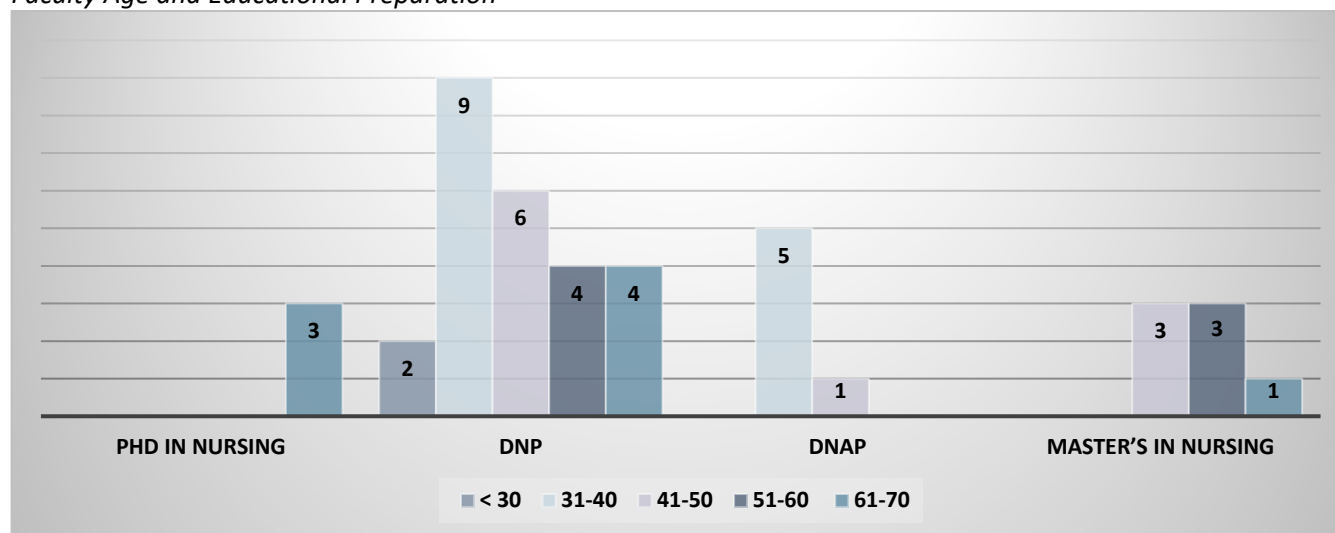
APRN Faculty Characteristics

APRN Faculty Gender: Of faculty teaching in nurse practitioner and nurse anesthesia programs, 85.4% were female and 14.6% were male.

APRN Faculty Age and Academic Preparation: The largest percentage (34.1%) of faculty were in the 31-40 age range and 19.5% of the faculty were 61 years of age or older. The majority of faculty, 82.9%, held a doctoral degree.

Faculty Age	≤ 30	31-40	41-50	51-60	61-70	Total	%
PhD in Nursing	0	0	0	0	3	3	7.3%
Doctor of Nursing Practice	2	9	6	4	4	25	61.0%
Doctor of Nurse Anesthesia Practice	0	5	1	0	0	6	14.6%
Master's in Nursing	0	0	3	3	1	7	17.1%
Total:	2	14	10	7	8	41	100.0%
Percentage of Total:	4.9%	34.1%	24.4%	17.1%	19.5%	100.0%	

Faculty Age and Educational Preparation



HISTORICAL NOTES

2010-2023

2010 – 2019:

- June 2010: MMC granted prerequisite status for PN program.
- September 2010: USD granted prerequisite status for RN to BSN program.
- September 2010: MMC granted interim status for a PN program.
- January 2011: MMC began first cohort of PN Program.
- June 2011: NAU granted approval for reorganization to add Sioux Falls campus.
- June 2011: SWC approved for LPN to AD RN online program.
- September 2011: USD began first cohort of RN to BSN students.
- September 2011: STI granted interim status for LPN to AD RN (Associate of Applied Science) program.
- February 2012: USD generic baccalaureate program granted prerequisite status.
- February 2012: SDSU approved to offer accelerated BSN option in Aberdeen.
- February 2013: USD generic baccalaureate program granted interim status.
- May 2013: USF baccalaureate program granted full status.
- January 2014: DWU generic baccalaureate program granted prerequisite status.
- January 2014: STI PN program approved to add online students.
- June 2014: Augustana College accelerated baccalaureate program approved.
- February 2015: DWU generic baccalaureate program granted interim status.
- April 2015: STI LPN-AAS Program granted full status.
- September 2015: SWC PN program placed on voluntary hold; no faculty for 2015-2016 academic year.
- September 2016: Mitchell Technical Institute (MTI) granted prerequisite status for a PN program.
- February 2017: MTI granted interim status for PN program.
- February 2017: DWU voluntarily closed AD RN program in Mitchell and LPN to RN program in Sioux Falls.
- February 2017: STI approved to offer online LPN to AD RN program.
- February 2017: MMC voluntarily closed PN program.
- April 2017: USD granted full status for BSN program.
- September 2017: LATI granted prerequisite status to offer LPN to AD RN program.
- November 2017: STI approved to reorganize program to offer LPN to AD RN program in Huron.
- February 2018: LATI granted interim status to offer LPN to AD RN program.
- February 2018: OLC granted full status for AD RN program.
- April 2018: WDT granted full status for PN program.
- June 2018: WDT granted prerequisite status for LPN to AD RN program.
- June 2018: SGU granted full status for PN program.
- September 2018: PC granted full status for BSN program.
- November 2018: SWC granted full status for PN program.
- November 2018: MTI granted continued interim status for PN program.
- November 2018: NAU granted full status for BSN program.
- December 2018: USD voluntarily closed AD RN program in Watertown.
- February 2019: STI granted approval to offer PN program in Huron SD.
- April 2019: WDT granted interim status for LPN to AD RN program.
- April 2019: SDSU plan to offer post-graduate Psychiatric-Mental Health NP received.
- July 2019: DWU granted continued interim status for the BSN program.
- July 2019: DWU granted approval to offer LPN to BSN program in Mitchell.
- September 2019: NAU voluntarily closure of BSN, RN to BSN, and MSN programs.
- September 2019: MMC plan to offer DNP track in leadership and education received.
- November 2019: LATI granted continued interim status for LPN to AD RN program.

2020-2023

- February 2020: DWU voluntary hold on LPN to BSN program in Mitchell and granted full status for BSN program.
- February 2020: USD voluntary closure of program site in Pierre.
- February 2020: LATI granted approval to offer PN and LPN to AD RN programs in Pierre.
- April 2020: MTI granted full status for PN program and granted prerequisite status for LPN to AD RN program.
- April 2020: Curriculum changes approved for several programs related to COVID-19 pandemic.
- June 2020: USD plan to offer MSN track in nursing informatics and E-health and a DNP track in organizational and system leadership received.
- June 2020: Post-secondary technical institutes renamed to: Lake Area Technical College (LATC), Mitchell Technical College (MTC), Southeast Technical College (STC), and Western Dakota Technical College (WDTC).
- September 2020: MTC granted interim status for LPN to AD RN program.
- September 2020: PC granted prerequisite status for PN program.
- September 2020: SWC voluntary hold of PN program.
- September 2020: WDTC granted approval to offer PN program in Whitewood.
- September 2020: MMC renamed to Mount Marty University (MMU).
- September 2020: DWU voluntary hold of RN to BSN program.
- November 2020: PC granted interim status for PN program.
- November 2020: WDTC granted continued interim status for AD RN program.
- February 2021: LATC granted full status for PN to AD RN program.
- May 2021: AU granted prerequisite status to offer Adult-Gero Acute Care NP/CNS track.
- August 2021: AU granted interim status to offer Adult-Gero Acute Care NP/CNS track.
- August 2021: USD granted approval of closure plan for West River site.
- August 2021: SDSU granted approval of West River reorganization plan up to 72 students per cohort.
- August 2021: USD granted prerequisite status for CRNA program.
- August 2021: WDTC granted approval to offer PN program in Philip.
- February 2022: SDSU granted approval of Rapid City accelerated BSN program reorganization.
- May 2022: USD granted interim approval of DNAP program.
- May 2022: SDSU granted approval of reorganization plan for the addition of a post-graduate Adult-Gero Acute Care NP certificate.
- May 2022: SDSU granted approval of reorganization plan for a dual degree program with a BS in global health Northern State University and an accelerated BSN from SDSU.
- May 2022: SGU placed on probationary status with one year to demonstration correct of deficiencies.
- November 2022: MTC granted continuing interim status for AD RN program.
- February 2023: USD granted full approval of DNAP program.
- February 2023: PC notified Board of voluntary closure plan.

Additional history available upon request.