


2020



**South Dakota Board of Nursing**

**ANNUAL REPORT OF  
NURSING EDUCATION  
PROGRAMS**

*Suggested Citation: South Dakota Board of Nursing, South Dakota Annual Report of Nursing Education Programs: 2020.*

© 2020 South Dakota Board of Nursing. All materials related to this copyright may be photocopied for non-commercial scientific or education advancement.



South Dakota Board of Nursing  
4305 South Louise Avenue, Suite 201  
Sioux Falls, SD 57106

<http://doh.sd.gov/boards/nursing/>

**Compiled by South Dakota Board of Nursing Staff:**

Glenna Burg, MS, RN, CNE  
Nursing Education Specialist

**Acknowledgements:**

- Thank you to South Dakota's Nursing Education Programs for completing the survey.
- Thank you to the South Dakota Board of Nursing staff for their assistance with reviewing the report: Linda Young, MS, RN, FRE, BC, Executive Officer and Erin Matthies, Operations Manager.

## TABLE OF CONTENTS

Overview and Methods.....	4
Approved Nursing Education Programs.....	4
Practical Nurse Programs.....	4
Associate Degree RN Programs.....	5
Baccalaureate Degree RN Programs.....	5
Master’s Degree Programs.....	6
Doctoral Degree Program.....	6
Practical Nurse Education Programs.....	7
Education Curriculum.....	7
Program Capacity.....	7
Enrollment.....	8
Characteristics of PN Students.....	9
PN Graduates.....	10
NCLEX-PN® Examination Results.....	11
Graduates Licensed as LPNs in South Dakota.....	12
PN Faculty.....	12
Faculty Characteristics.....	13
Registered Nurse Education Programs.....	14
Education Curriculum.....	14
Prelicensure Program Capacity.....	16
Prelicensure RN Student Enrollment.....	16
Characteristics of Prelicensure RN Students.....	18
RN Graduates.....	19
NCLEX-RN® Examination Results.....	21
Graduates Licensed as RNs in South Dakota.....	22
RN Faculty.....	23
Faculty Characteristics.....	23
Advanced Practice Registered Nurse Education Programs.....	25
Enrollment.....	25
Graduates.....	25
Characteristics of APRN Graduates.....	26
APRN Faculty.....	27
Faculty Characteristics.....	27
Historical Notes.....	29

## OVERVIEW AND METHODS

This 2020 South Dakota Annual Report of Nursing Education Programs report was prepared by the South Dakota Board of Nursing (SDBON). Data for this report was collected by the SDBON in collaboration with the National Council of State Boards of Nursing to fulfill a requirement for ongoing approval of South Dakota nursing education programs in accordance with ARSD 20:48:07:47. The report provides a descriptive analysis of the data collected. Aggregate data was collected from each approved nursing education program for their 2019-2020 academic year beginning with the 2019 fall session and ending with the 2020 summer session, which will be referred to as the “2020 reporting period” or “2020” in the remainder of the report. Data and information were collected and compared with historical data on students, education program capacity, curriculum, graduates, National Council Licensure Examination (NCLEX®) results, and faculty. More information on the SDBON requirements for nursing education programs is located at <http://doh.sd.gov/boards/nursing>.

### APPROVED NURSING EDUCATION PROGRAMS

The table below shows the total number of approved nursing education programs in South Dakota (SD) for registered nurses (RN), licensed practical nurses (LPN), and advanced practice nurses (APRN) from 2017 to 2020.

Prelicensure Nursing Education Programs					Graduate Nurse Programs		
Year	Baccalaureate	Associate	Practical	Total Prelicensure	Master’s	Doctorate	Total Graduate
2017	8	3	6	17	3	1	4
2018	8	4	6	18	4	2	6
2019	8	4	6	18	4	2	6
2020	7	5	7	19	3	2	5

South Dakota’s nursing education programs approval status, as of April 2021, is provided in the following tables. For the most up-to-date information see the SDBON’s website at <http://doh.sd.gov/boards/nursing/>. See the school websites listed below for more information about type of programs or tracks offered.

Practical Nurse Programs	State Approval*	National Accreditation
<b>Lake Area Technical College (LATC)</b> Main Campus: Watertown, SD Website: <a href="http://www.lakeareatech.edu">www.lakeareatech.edu</a> Dean/Director: Patricia Foley, MS, RN	Full	Higher Learning Commission (HLC) Accreditation Commission for Education in Nursing (ACEN)
<b>Mitchell Technical College (MTC)</b> Main Campus: Mitchell, SD Website: <a href="http://www.mitchelltech.edu">www.mitchelltech.edu</a> Dean/Director: Carena Jarding, DNP, RN	Full	HLC
<b>Presentation College (PC)</b> Main Campus: Aberdeen, SD Website: <a href="http://www.presentation.edu">www.presentation.edu</a> Dean/Director: Sandra Sexton Welling, PhD, RN, CCM	Interim	HLC
<b>Sinte Gleska University (SGU)</b> Main Campus: Mission, SD Website: <a href="http://www.sintegleska.edu">www.sintegleska.edu</a> Dean/Director: DeAnn Eastman-Jansen, RN, BSN, MSN	Full	HLC

<b>Sisseton Wahpeton College (SWC)</b> <b>Main Campus:</b> Sisseton, SD <b>Website:</b> <a href="http://www.swc.tc">www.swc.tc</a> <b>Dean/Director:</b> Nola Ragan, RN, MSN	Full – Voluntary Hold	HLC
<b>Southeast Technical College (STC)</b> <b>Main Campus:</b> Sioux Falls, SD <b>Website:</b> <a href="http://www.southeasttech.edu">www.southeasttech.edu</a> <b>Dean/Director:</b> Jaclyn Kramer, MSN, RN	Full	HLC
<b>Western Dakota Technical College (WDTC)</b> <b>Main Campus:</b> Rapid City, SD <b>Website:</b> <a href="http://www.wdt.edu">www.wdt.edu</a> <b>Dean/Director:</b> Christi Keffeler, MSN, RN	Full	HLC

Associate Degree RN Programs	State Approval*	National Accreditation
<b>Lake Area Technical College (LATC)</b> <b>Main Campus:</b> Watertown, SD <b>Website:</b> <a href="http://www.lakeareatech.edu">www.lakeareatech.edu</a> <b>Dean/Director:</b> Patricia Foley, MS, RN	Full	HLC
<b>Mitchell Technical College (MTC)</b> <b>Main Campus:</b> Mitchell, SD <b>Website:</b> <a href="http://www.mitchelltech.edu">www.mitchelltech.edu</a> <b>Dean/Director:</b> Carena Jarding, DNP, RN	Interim	HLC
<b>Oglala Lakota College (OLC)</b> <b>Main Campus:</b> Pine Ridge, SD <b>Website:</b> <a href="http://www.olc.edu">www.olc.edu</a> <b>Dean/Director:</b> Michelle Bruns, MSN, RN (Interim)	Full	HLC
<b>Southeast Technical College (STC)</b> <b>Main Campus:</b> Sioux Falls, SD <b>Website:</b> <a href="http://www.southeasttech.edu">www.southeasttech.edu</a> <b>Dean/Director:</b> Jaclyn Kramer, MSN, RN	Full	HLC ACEN
<b>Western Dakota Technical College (WDC)</b> <b>Main Campus:</b> Rapid City, SD <b>Website:</b> <a href="http://www.wdt.edu">www.wdt.edu</a> <b>Dean/Director:</b> Christi Keffeler, MSN, RN	Interim – Continuation	HLC

Baccalaureate Degree RN Programs	State Approval*	National Accreditation
<b>Augustana University (AU)</b> <b>Main Campus:</b> Sioux Falls, SD <b>Website:</b> <a href="http://www.augie.edu">www.augie.edu</a> <b>Dean/Director:</b> Lynn White, PhD, RN, ACNS-BC	Full	HLC Commission on Collegiate Nursing Education (CCNE)
<b>Dakota Wesleyan University (DWU)</b> <b>Main Campus:</b> Mitchell, SD <b>Website:</b> <a href="http://www.dwu.edu">www.dwu.edu</a> <b>Dean/Director:</b> Stacy Eden, DNP, APRN, FNP-C	Full	HLC CCNE
<b>Mount Marty University (MMU)</b> <b>Main Campus:</b> Yankton, SD <b>Website:</b> <a href="http://www.mountmarty.edu">www.mountmarty.edu</a> <b>Dean/Director:</b> Kathy Magorian, EdD, MSN, RN	Full	HLC CCNE

<b>Presentation College (PC)</b> <b>Main Campus:</b> Aberdeen, SD <b>Website:</b> <a href="http://www.presentation.edu">www.presentation.edu</a> <b>Dean/Director:</b> Sandra Sexton Welling, PhD, RN, CCM	Full	HLC CCNE
<b>South Dakota State University (SDSU)</b> <b>Main Campus:</b> Brookings, SD <b>Website:</b> <a href="http://www.sdstate.edu">www.sdstate.edu</a> <b>Dean/Director:</b> Mary Anne Krogh, PhD, APRN, CRNA FAAN	Full	HLC CCNE
<b>University of Sioux Falls (USF)</b> <b>Main Campus:</b> Sioux Falls, SD <b>Website:</b> <a href="http://www.usiouxfalls.edu">www.usiouxfalls.edu</a> <b>Dean/Director:</b> Jessica Cherenegar, DNP, RN	Full	HLC CCNE
<b>University of South Dakota (USD)</b> <b>Main Campus:</b> Vermillion, SD <b>Website:</b> <a href="http://www.usd.edu">www.usd.edu</a> <b>Dean/Director:</b> Anne Pithan, DNP, RN CMSRN, CNE	Full	HLC CCNE

Master's Degree Programs	National Accreditation
<b>Mount Marty University (MMU)</b> <b>Main Campus:</b> Yankton, SD <b>Website:</b> <a href="http://www.mountmarty.edu">www.mountmarty.edu</a> <b>Dean/Director:</b> Kathy Magorian, EdD, MSN, RN	HLC CCNE
<b>Presentation College (PC)</b> <b>Main Campus:</b> Aberdeen, SD <b>Website:</b> <a href="http://www.presentation.edu">www.presentation.edu</a> <b>Dean/Director:</b> Sandra Sexton Welling, PhD, RN, CCM	HLC CCNE
<b>South Dakota State University (SDSU)</b> <b>Main Campus:</b> Brookings, SD <b>Website:</b> <a href="http://www.sdstate.edu">www.sdstate.edu</a> <b>Dean/Director:</b> Mary Anne Krogh, PhD, PRN, CRNA, FAAN	HLC CCNE

Doctoral Degree Programs	National Accreditation
<b>Mount Marty University (MMU) Nurse Anesthesia Program</b> <b>Main Campus:</b> Sioux Falls, SD <b>Website:</b> <a href="http://www.mountmarty.edu">www.mountmarty.edu</a> <b>Dean/Director:</b> Andrea Roberts, DNAP, CRNA	HLC Council on Accreditation of Nurse Anesthesia Educational Programs (COA)
<b>South Dakota State University (SDSU)</b> <b>Main Campus:</b> Brookings, SD <b>Website:</b> <a href="http://www.sdstate.edu">www.sdstate.edu</a> <b>Dean/Director:</b> Mary Anne Krogh, PhD, APRN, CRNA, FAAN	HLC CCNE

## PRACTICAL NURSE EDUCATION PROGRAMS

### Education Curriculum

Required credit hours for graduation for South Dakota's practical nurse (PN) programs ranged between 45-61 credit hours. Each program's required course hours are shown in the tables below. Most clinical experiences for PN programs took place in practice settings and ranged between 52%-75% of total clinical time. The use of simulation technology ranged between 10%-21% of clinical time, while lab experiences ranged between of 6%-27% of clinical time.

Credit Hours Required for Graduation Practical Nurse Program	Credit Hours Required for Graduation		
	General and Support Courses	Nursing Theory and Clinical Courses	Total
Lake Area Technical College	13.5	33.5	47
Mitchell Technical College	16.5	36.5	53
Sinte Gleska University	25	36	61
Sisseton Wahpeton College	29	26	55
Southeast Technical College	16	30	46
Western Dakota Technical College	15	30	45

Practical Nurse Program	Clinical Experiences			
	Practice Setting Hours	Simulation Hours	Lab Hours	Total
Lake Area Technical College	537 (75%)	137 (19%)	45 (6%)	719 (100%)
Mitchell Technical College	379 (65%)	124 (21%)	82 (14%)	585 (100%)
Sinte Gleska University	350 (52%)	145 (21%)	180 (27%)	675 (100%)
Sisseton Wahpeton College	517.5 (72%)	108.5 (15%)	94 (13%)	720 (100%)
Southeast Technical College	452 (74%)	64 (10%)	96 (16%)	612 (100%)
Western Dakota Technical College	390 (72%)	90 (16%)	64 (12%)	544 (100%)

### Program Capacity

South Dakota's PN programs had 425 seats available with 390 students enrolled in the 2020 reporting period.

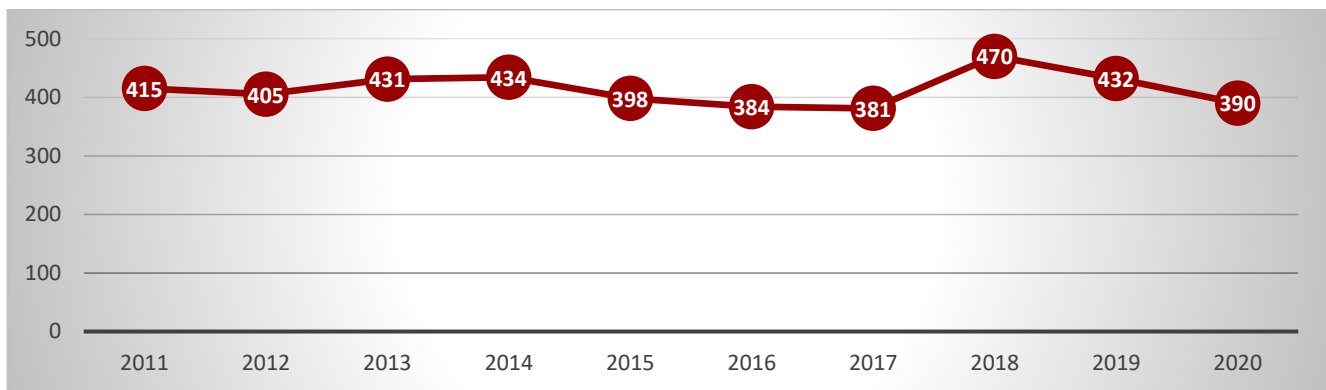
Practical Nurse Program	Seats Available	Total # Enrolled at Beginning of Academic Year
Lake Area Technical College	156	152
Mitchell Technical College	37	37
Sinte Gleska University	8	2
Sisseton Wahpeton College	0	0
Southeast Technical College	160	149
Western Dakota Technical College	64	50
<b>Total:</b>	<b>425</b>	<b>390</b>

## Enrollment

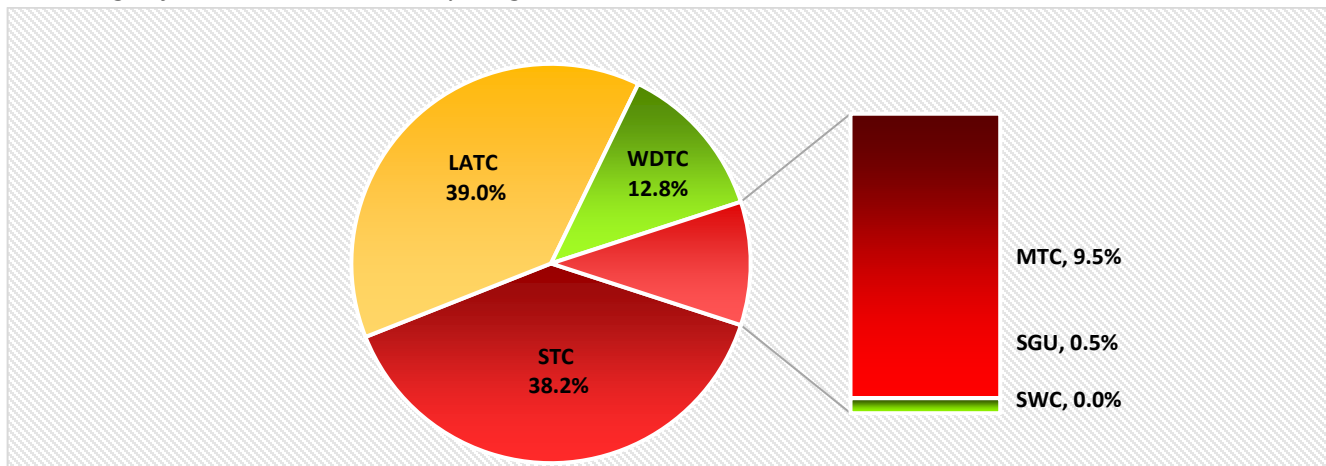
Student enrollment is shown in the following table. Total PN program enrollment for continuing students in 2020 was 390 students, a decrease of 42 students from 2019. Trends in student enrollment rates from 2011 to 2020 are shown in the line chart for historical comparison.

Student Enrollment Practical Nurse Program	2020		2019	2019-2020	
	Total Students	% Total Students	Total Students	Difference	% Change
Lake Area Technical College	152	39.0%	136	16	11.8%
Mitchell Technical College	37	9.5%	30	7	23.3%
Sinte Gleska University	2	0.5%	2	0	0.0%
Sisseton Wahpeton College	0	0.0%	5	-5	-100.0%
Southeast Technical College	149	38.2%	182	-33	-18.1%
Western Dakota Technical College	50	12.8%	77	-27	-35.1%
<b>Total:</b>	<b>390</b>	<b>100.0%</b>	<b>432</b>	<b>-42</b>	<b>-9.7%</b>

Trends in PN Student Enrollment



Percentage of PN Students Enrolled by Program





## Characteristics of PN Students

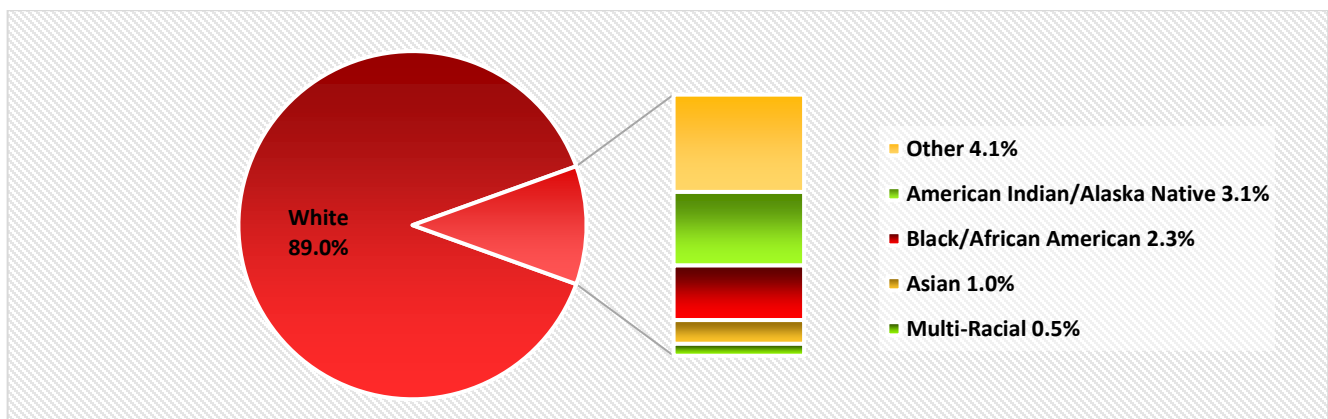
**Gender:** Consistent with previous years the majority of PN students in 2020 were female.

Practical Nurse Program	Female	Male	Other	Total Students
Lake Area Technical College	146	6	0	152
Mitchell Technical College	35	2	0	37
Sinte Gleska University	2	0	0	2
Sisseton Wahpeton College	0	0	0	0
Southeast Technical College	139	10	0	149
Western Dakota Technical College	45	4	1	50
<b>Total:</b>	<b>367</b>	<b>22</b>	<b>1</b>	<b>390</b>
<b>Percent:</b>	<b>94%</b>	<b>6%</b>	<b>&lt;1%</b>	<b>100.0%</b>

**Race and Ethnicity:** Consistent with previous reports most enrolled students were White, 89.0%. Only 2.8% of enrolled students were of Hispanic, Latino, or Spanish origin.

Student Race Practical Nurse Program	American Indian /Alaska Native	Asian	Black / African American	Native Hawaiian / Pacific Islander	White	Multi-Racial	Other	Total Students
Lake Area Technical College	2	0	0	0	150	0	0	152
Mitchell Technical College	2	0	0	0	33	0	2	37
Sinte Gleska University	2	0	0	0	0	0	0	2
Sisseton Wahpeton College	0	0	0	0	0	0	0	0
Southeast Technical College	4	4	7	0	121	1	12	149
Western Dakota Technical College	2	0	2	0	43	1	2	50
<b>Total:</b>	<b>12</b>	<b>4</b>	<b>9</b>	<b>0</b>	<b>347</b>	<b>2</b>	<b>16</b>	<b>390</b>
<b>Percent:</b>	<b>3.1%</b>	<b>1.0%</b>	<b>2.3%</b>	<b>0%</b>	<b>89.0%</b>	<b>0.5%</b>	<b>4.1%</b>	<b>100.0%</b>

PN Student Race



**Age:** In 2020 the average age of PN students was 27 years old.

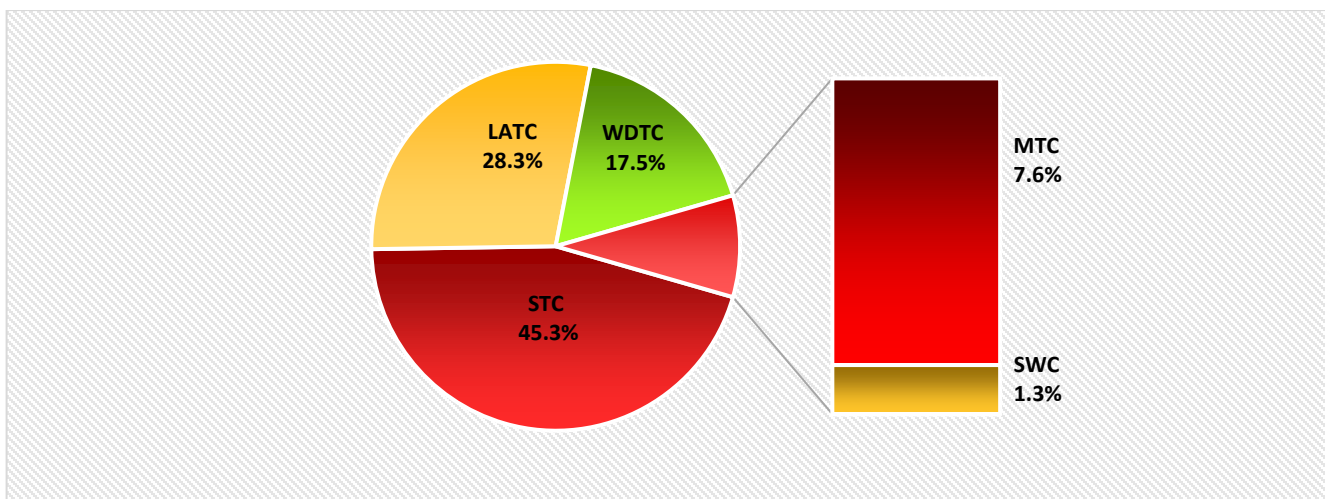
Practical Nurse Program	Average Age
Lake Area Technical College	27
Mitchell Technical College	24
Sinte Gleska University	32
Sisseton Wahpeton College	N/A
Southeast Technical College	25
Western Dakota Technical College	29

### PN Graduates

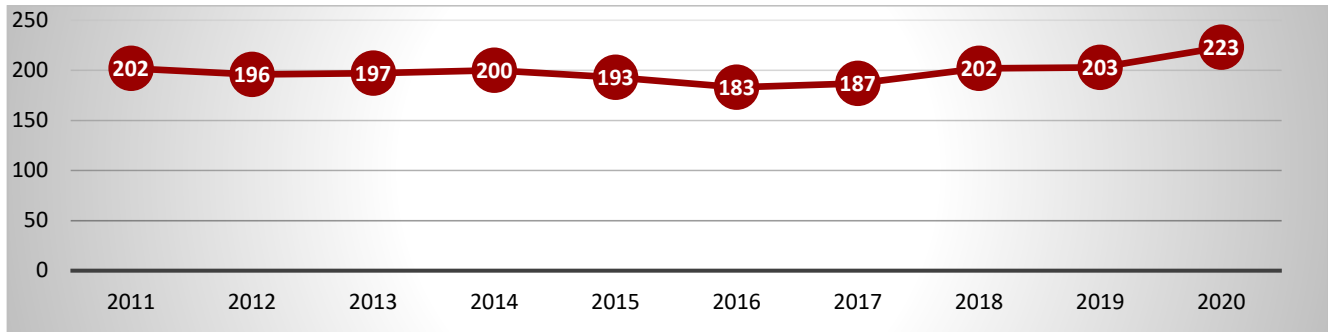
As shown in the following table, during the 2020 reporting period a total of 223 students graduated from PN programs, a 9.9% increase from the previous year. Graduation rates from 2011 to 2020 are shown in the line chart for historical comparison.

Practical Nurse Program	2020		2019	2019-2020	
	Graduates Produced	%	Number	Difference	% Change
Lake Area Technical College	63	28.3%	57	6	10.5%
Mitchell Technical College	17	7.6%	21	-4	-19.0%
Sinte Gleska University	0	0.0%	4	-4	-100.0%
Sisseton Wahpeton College	3	1.3%	5	-2	-40.0%
Southeast Technical College	101	45.3%	70	31	44.3%
Western Dakota Technical College	39	17.5%	46	-7	-15.2%
<b>Total:</b>	<b>223</b>	<b>100.0%</b>	<b>203</b>	<b>20</b>	<b>9.9%</b>

*Percent of PN Graduates Produced by Program*



*Trends in PN Graduates*



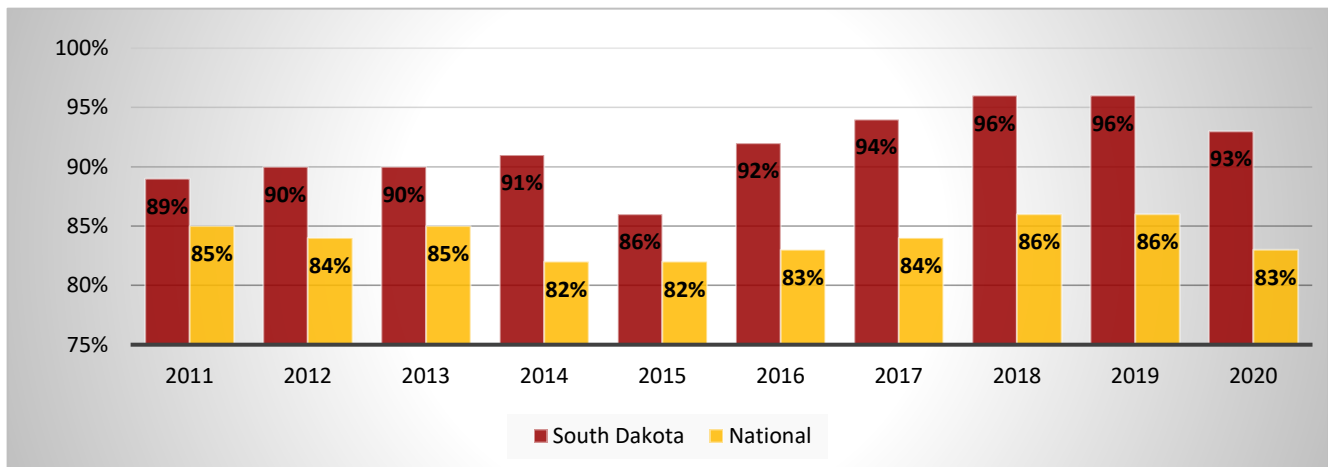
**NCLEX–PN® Examination Results**

Graduates’ results on the National Council Licensure Examination (NCLEX-PN®) from January-December 2020 are shown in the table. Pass rates are evaluated by the SD Board of Nursing for ongoing approval of a program using measuring periods as defined in ARSD 20:48:07:47. A measuring period commences on January 1 of each calendar year and continues until December 31 of that year in which the number of first-time writers since the start of that measuring period equals or exceeds 21. Measuring periods for programs with fewer than 21 test writers in one calendar year can extend over more than one year until 21 is reached. The pass rate for all first-time test writers in SD in 2020 was 92.61% and the national pass rate was 83.08%. Pass rates from 2011 to 2020 are shown in the bar chart for historical comparison.

2020 NCLEX-PN Results Practical Nurse Program	# Delivered	# Passed	# Failed	2020 Pass Rate
Lake Area Technical College	61	59	2	96.72%
Mitchell Technical College	17	17	0	*
Sinte Gleska University	2	1	1	*
Sisseton Wahpeton College	2	1	1	*
Southeast Technical College	112	103	9	91.96%
Western Dakota Technical College	36	32	4	88.89%
LPN Licensure by Equivalency	0	0	0	N/A
<b>South Dakota Total:</b>	<b>230</b>	<b>213</b>	<b>17</b>	<b>92.61%</b>

\*Pass rate to be determined upon reaching or exceeding an N of 21 graduates.

*NCLEX–PN® Pass Rates*



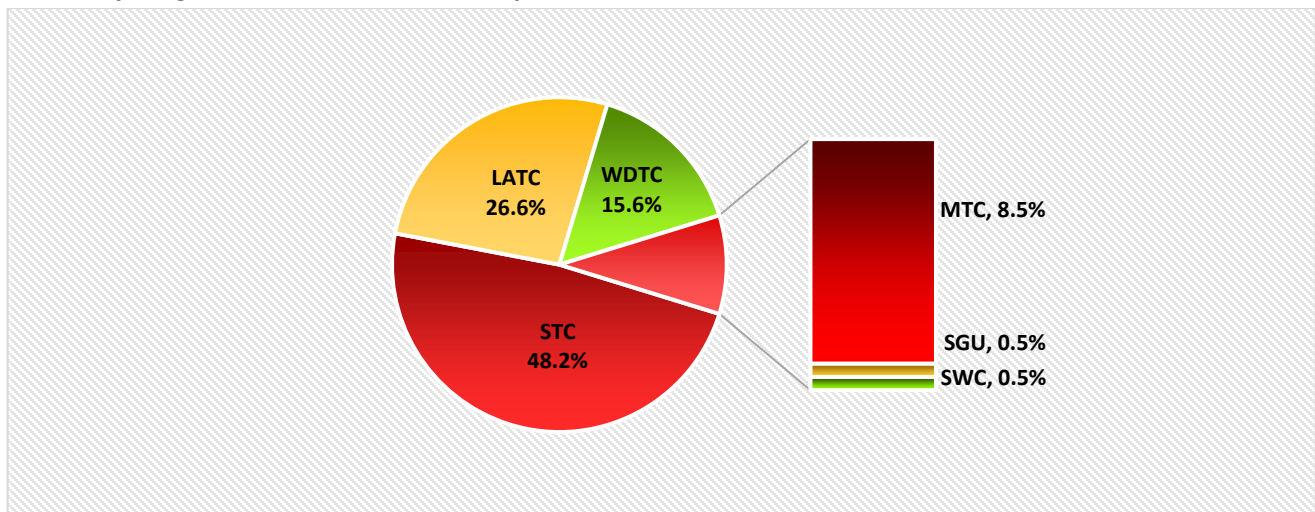
## Graduates Licensed as LPNs in South Dakota

The number of graduates licensed by NCLEX-PN® examination in SD from January 1<sup>st</sup> to December 31, 2020 is listed in the following table. In 2020, 89.2% of PN graduates produced by SD's programs were licensed in SD, compared to 81.8% in 2019.

Practical Nurse Program	Graduates Produced*	Graduates Licensed in SD	% of Graduates Licensed of Graduates Produced by School	% of Program's Graduates Licensed of Total Licensed in SD
Lake Area Technical College	63	53	84.1%	26.6%
Mitchell Technical College	17	17	100.0%	8.5%
Sinte Gleska University	0	1	N/A	0.5%
Sisseton Wahpeton College	3	1	33.3%	0.5%
Southeast Technical College	101	96	95.0%	48.2%
Western Dakota Technical College	39	31	79.5%	15.6%
<b>Total:</b>	<b>223</b>	<b>199</b>	<b>89.2%</b>	<b>100.0%</b>

\*Graduates produced by a program may be less than the number licensed in SD because some graduates wait to take the examination or fail the examination and subsequently license in a different year than when produced.

### Percent of Program's Graduates Licensed of Total Licensed in SD



## PN Faculty

**Employment Status:** Respondents were asked to identify the number of full-time, part-time, and clinical adjunct PN nursing education faculty employed by their program. Full-time faculty are expected to work 40 hours per week and to teach, participate in curriculum development, hold office hours for student advisement, attend faculty meetings, participate in campus-wide events, attend profession development events, take part in scholarly activities, etc. Part-time faculty work less than 40 hours per week, are responsible for assuming teaching responsibilities, usually collaborating with the full-time faculty, maintain availability to students, and communicate effectively with students and colleagues. Clinical adjunct faculty provide clinical teaching under the direction of full- and/or part-time faculty.

Practical Nurse Program	Full-time	Part-time	Clinical Adjunct Faculty	Total Faculty
Lake Area Technical College	12	1	3	16
Mitchell Technical College	4	0	1	5
Sinte Gleska University	2	1	1	4
Sisseton Wahpeton College	1	1	1	3
Southeast Technical College	10	0	25	35
Western Dakota Technical College	5	0	2	7
<b>Total:</b>	<b>34</b>	<b>3</b>	<b>33</b>	<b>70</b>
<b>Percentage:</b>	<b>48.6%</b>	<b>4.3%</b>	<b>47.1%</b>	<b>100.0%</b>

## Faculty Characteristics

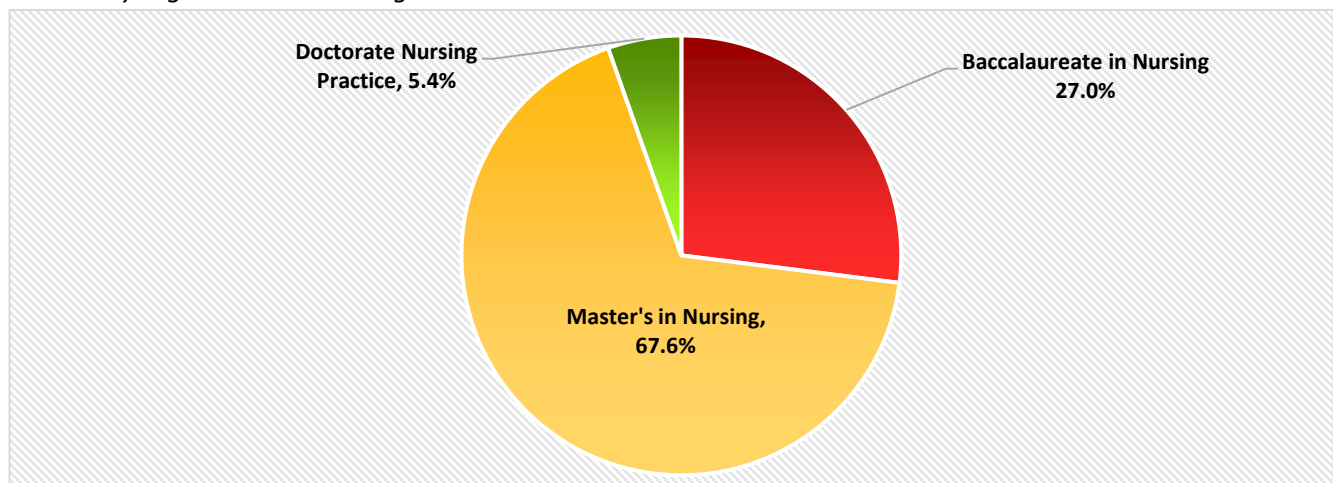
**Faculty Age:** In 2020, six (16.2%) full-time and part-time PN faculty were 51 years old or older.

**Faculty Pursuing Advanced Nursing Degree:** Eight (21.6%) full-time and part-time PN faculty were pursuing an advanced nursing degree in 2020.

**Highest Academic Achievement of Faculty by Program:** The highest academic degree achieved by full-time and part-time PN faculty is shown in the table. The majority, 67.6%, hold a Master's degree in nursing.

Practical Nurse Program	Bachelors in Nursing	Master's in Nursing	Doctorate Nursing Practice	Total Faculty
Lake Area Technical College	3	9	1	13
Mitchell Technical College	0	3	1	4
Sinte Gleska University	0	3	0	3
Sisseton Wahpeton College	1	1	0	2
Southeast Technical College	4	6	0	10
Western Dakota Technical College	2	3	0	5
<b>Total:</b>	<b>10</b>	<b>25</b>	<b>2</b>	<b>37</b>
<b>Percent:</b>	<b>27.0%</b>	<b>67.6%</b>	<b>5.4%</b>	<b>100.0%</b>

*PN Faculty Highest Academic Degree*



## REGISTERED NURSE EDUCATION PROGRAMS

### Education Curriculum

Course hours required for graduation from all RN programs are shown in the table below.

Credit Hours Required for Graduation Registered Nurse Programs	General and Support Courses	Nursing Theory and Clinical Courses	Credits from Previous Nursing Diploma/Degree	Total
<b>Associate Programs</b>				
Lake Area Technical College <sup>1</sup>	32	20	LPN – 34	<b>86</b>
Oglala Lakota College	30	39	N/A	<b>69</b>
Southeast Technical College <sup>1</sup>	18	24	N/A	<b>42</b>
Western Dakota Technical College <sup>1</sup>	16	24	LPN – 20	<b>60</b>
<b>Baccalaureate Programs</b>				
<b>Augustana University</b>				
• Generic & Accelerated BSN	76	48	N/A	<b>124</b>
• RN to BSN <sup>2</sup>	--	--	--	--
<b>Dakota Wesleyan University</b>				
• Generic BSN	62	63	N/A	<b>125</b>
• LPN to BSN	42	49	LPN - 29	<b>120</b>
• RN to BSN <sup>2</sup>	28	21	AD RN – 71	<b>120</b>
<b>Mount Marty University</b>				
• Generic BSN	64	64	N/A	<b>128</b>
• LPN to BSN	64	64	Variable	<b>128</b>
• RN to BSN	64	64	Variable	<b>128</b>
<b>Presentation College</b>				
• Generic BSN	62	59	N/A	<b>121</b>
• LPN to BSN	62	59	Not Reported	<b>121</b>
• RN to BSN	62	59	Not Reported	<b>121</b>
<b>South Dakota State University</b>				
• Generic & Accelerated BSN	59	61	N/A	<b>120</b>
• RN to BSN	50	24	AD RN – 46	<b>120</b>
<b>University of Sioux Falls</b>				
• Generic BSN	67	57	N/A	<b>124</b>
• Accelerated BSN	32	57	Conferred Degree Required	<b>89</b>
• RN to BSN	103	21	Variable	<b>124</b>
<b>University of South Dakota</b>				
• Generic BSN	62	58	N/A	<b>120</b>
• LPN to BSN	62	58	Not Reported	<b>120</b>
• RN to BSN	58	27	AD RN – 35	<b>120</b>

<sup>1</sup> LPN to AD RN Program

<sup>2</sup> Voluntary Hold

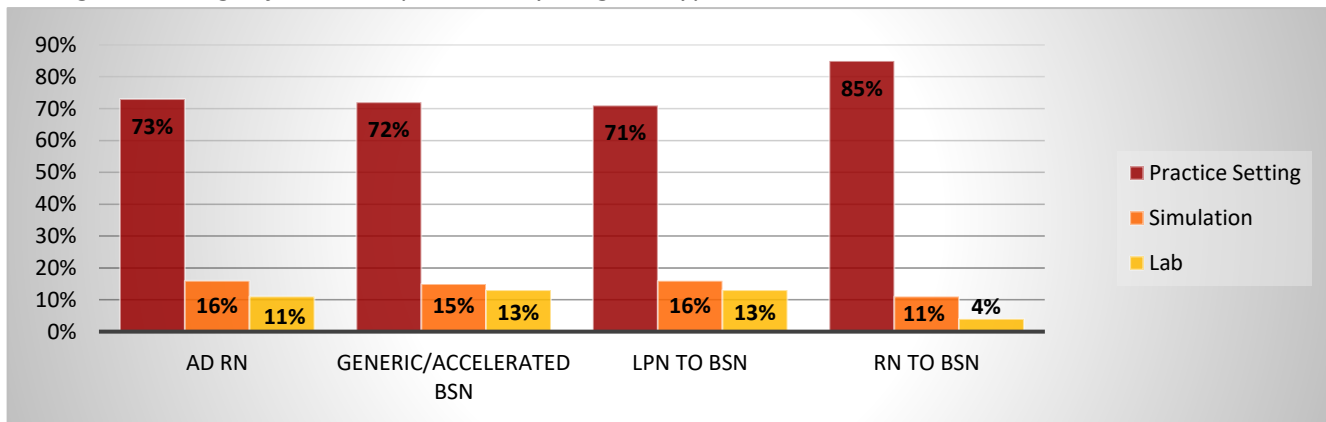
A breakdown of the hours spent in clinical experiences by practice settings, simulation, and lab are shown in the following table and chart. Most clinical experiences took place in practice settings for all program types. The use of simulation as a replacement for clinical hours was well below the approved “up to 50% of clinical time” as allowed in ARSD 20:48:07:50. Time spent in lab experiences was minimal for most program types.

Clinical Experiences	% Practice Setting Hours	% Simulation Hours	% Lab Hours	Total
<b>Associate Programs</b>				
Lake Area Technical College <sup>1</sup>	341 (76%)	100 (22%)	8 (2%)	<b>449 (100%)</b>
Oglala Lakota College	332 (74%)	54 (12%)	64 (14%)	<b>450 (100%)</b>
Southeast Technical College <sup>1</sup>	232 (71%)	56 (17%)	40 (12%)	<b>328 (100%)</b>
Western Dakota Technical College <sup>1</sup>	272 (71%)	48 (12%)	64 (17%)	<b>384 (100%)</b>
<b>Baccalaureate Programs</b>				
<b>Augustana University</b>				
• Generic & Accelerated BSN	498.5 (79%)	50 (8%)	81.5 (13%)	<b>630 (100%)</b>
• RN to BSN <sup>2</sup>	--	--	--	--
<b>Dakota Wesleyan University</b>				
• Generic BSN	449.5 (71%)	73 (12%)	107.5 (17%)	<b>630 (100%)</b>
• LPN to BSN	367.5 (78%)	42.5 (9%)	62.5 (13%)	<b>472.5 (100%)</b>
• RN to BSN <sup>2</sup>	135 (100%)	0 (0%)	0 (0%)	<b>135 (100%)</b>
<b>Mount Marty University</b>				
• Generic BSN	555 (73%)	75 (10%)	135 (17%)	<b>765 (100%)</b>
• LPN to BSN	555 (73%)	75 (10%)	135 (17%)	<b>765 (100%)</b>
• RN to BSN	555 (73%)	75 (10%)	135 (17%)	<b>765 (100%)</b>
<b>Presentation College</b>				
• Generic BSN	485 (55%)	340 (39%)	53 (6%)	<b>878 (100%)</b>
• LPN to BSN	343.5 (61%)	166 (30%)	53 (9%)	<b>562.5 (100%)</b>
• RN to BSN	68 (50%)	67 (50%)	0 (0%)	<b>135 (100%)</b>
<b>South Dakota State University</b>				
• Generic & Accelerated BSN	597 (67%)	168 (19%)	120 (14%)	<b>885 (100%)</b>
• RN to BSN	90 (100%)	0 (0%)	0 (0%)	<b>90 (100%)</b>
<b>University of Sioux Falls</b>				
• Generic & Accelerated BSN	494 (84%)	33 (6%)	60 (10%)	<b>587 (100%)</b>
• RN to BSN	494 (84%)	33 (6%)	60 (10%)	<b>587 (100%)</b>
<b>University of South Dakota</b>				
• Generic BSN	644 (72%)	140 (15%)	116 (13%)	<b>900 (100%)</b>
• LPN to BSN	644 (72%)	140 (15%)	116 (13%)	<b>900 (100%)</b>
• RN to BSN	225 (100%)	0 (0%)	0 (0%)	<b>225 (100%)</b>

<sup>1</sup> LPN to AD RN Program

<sup>2</sup> Voluntary Hold

*Average Percentage of Clinical Experiences by Program Type*



## Prelicensure Program Capacity

There were 1,798 seats (150 AD RN and 1,648 baccalaureate) available in South Dakota's prelicensure RN programs with 1855 students (154 AD RN and 1701 baccalaureate) enrolled in the 2020 reporting period.

RN Program Capacity	Seats Available	Total # Enrolled at Beginning of Academic Year
<b>Associate Programs</b>		
Lake Area Technical College	26	26
Oglala Lakota College	20	36
Southeast Technical College	80	68
Western Dakota Technical College	24	24
<b>Total:</b>	<b>150</b>	<b>154</b>
<b>Baccalaureate Programs</b>		
Augustana University	84	174
Dakota Wesleyan University	64	110
Mount Marty University	108	44
Presentation College	Not Reported	303
South Dakota State University	696	613
University of Sioux Falls	216	83
University of South Dakota	480	374
<b>Total:</b>	<b>1648</b>	<b>1701</b>
<b>Associate and Baccalaureate Totals:</b>	<b>1798</b>	<b>1855</b>

## Enrollment

### Prelicensure RN Student Enrollment

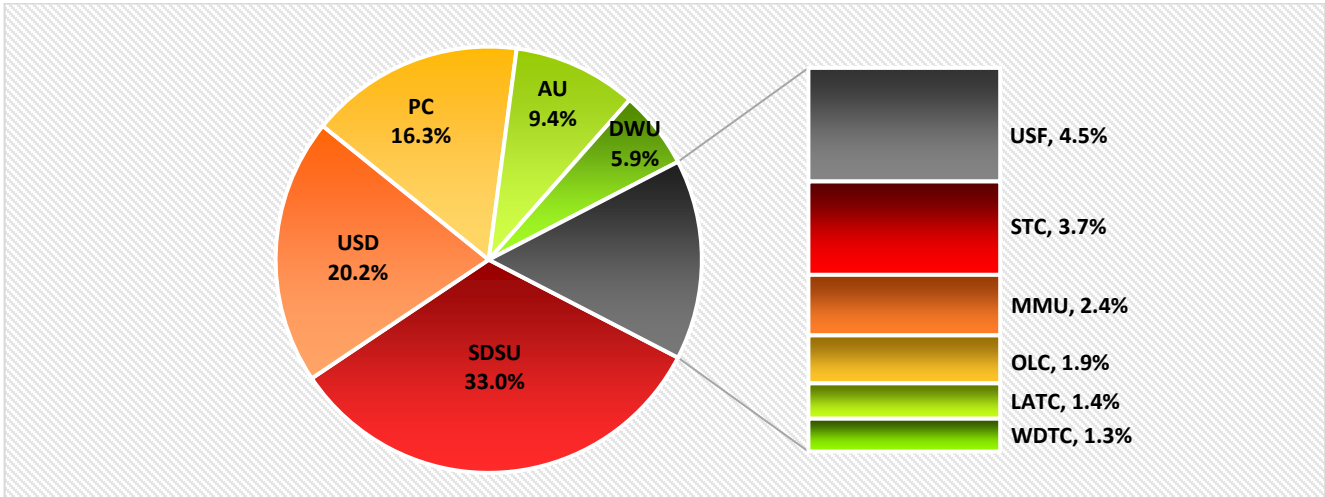
In 2020 there were 1,855 students enrolled in prelicensure RN programs, a decrease of 7.7% from 2019. In 2020, enrollment in AD RN programs decreased by 8.9% and baccalaureate enrollment decreased by 7.6%.

RN Student Enrollment	2020		2019	2019-2020	
	Total Students	% Total Students	Total Students	Difference	% Change
<b>Associate Programs</b>					
Lake Area Technical College	26	1.4%	24	2	8.3%
Oglala Lakota College	36	1.9%	16	20	125.0%
Southeast Technical College	68	3.7%	113	-45	-39.8%
Western Dakota Technical College	24	1.3%	16	8	50.0%
<b>Total:</b>	<b>154</b>	<b>8.3%</b>	<b>169</b>	<b>-15</b>	<b>-8.9%</b>
<b>Baccalaureate Programs</b>					
Augustana University	174	9.4%	167	7	4.2%
Dakota Wesleyan University	110	5.9%	110	0	0.0%
Mount Marty University	44	2.4%	40	4	10.0%
National American University	0	0.0%	27	-27	-100.0%
Presentation College	303	16.3%	268	35	13.1%
South Dakota State University	613	33.0%	808	-195	-24.1%
University of Sioux Falls	83	4.5%	93	-10	-10.8%
University of South Dakota	374	20.2%	328	46	14.0%
<b>Total:</b>	<b>1701</b>	<b>91.7%</b>	<b>1841</b>	<b>-140</b>	<b>-7.6%</b>
<b>Associate and Baccalaureate Total:</b>	<b>1855</b>	<b>100.0%</b>	<b>2010</b>	<b>-155</b>	<b>-7.7%</b>

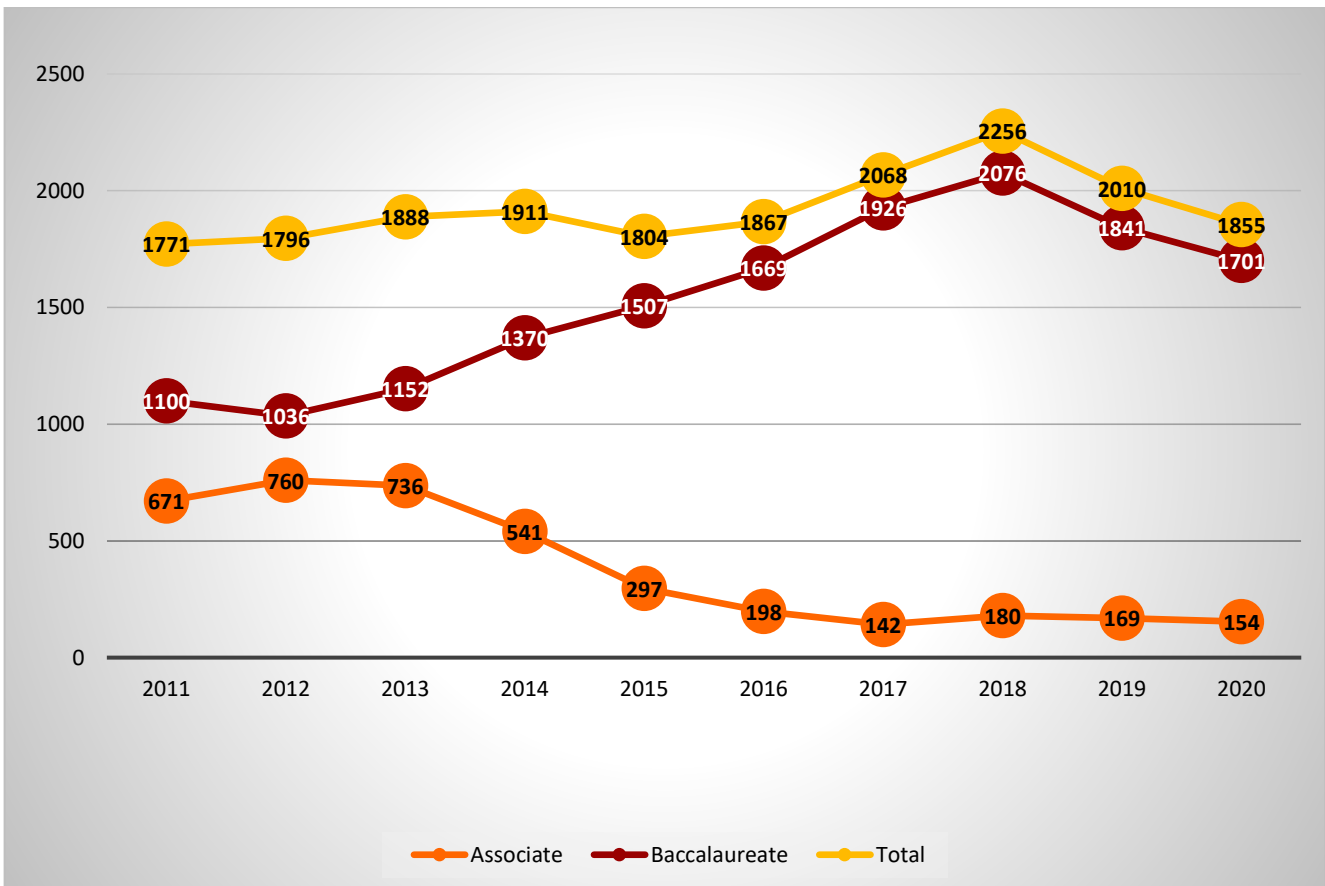


Percentage of total associate and baccalaureate student enrollment is shown in the pie chart. Trends in student enrollment rates from 2011 to 2020 are shown in the line chart for historical comparison.

*Total Prelicensure RN Associate and Baccalaureate Student Enrollment*



*Trends in Prelicensure RN Student Enrollment*



## Characteristics of Prelicensure RN Students

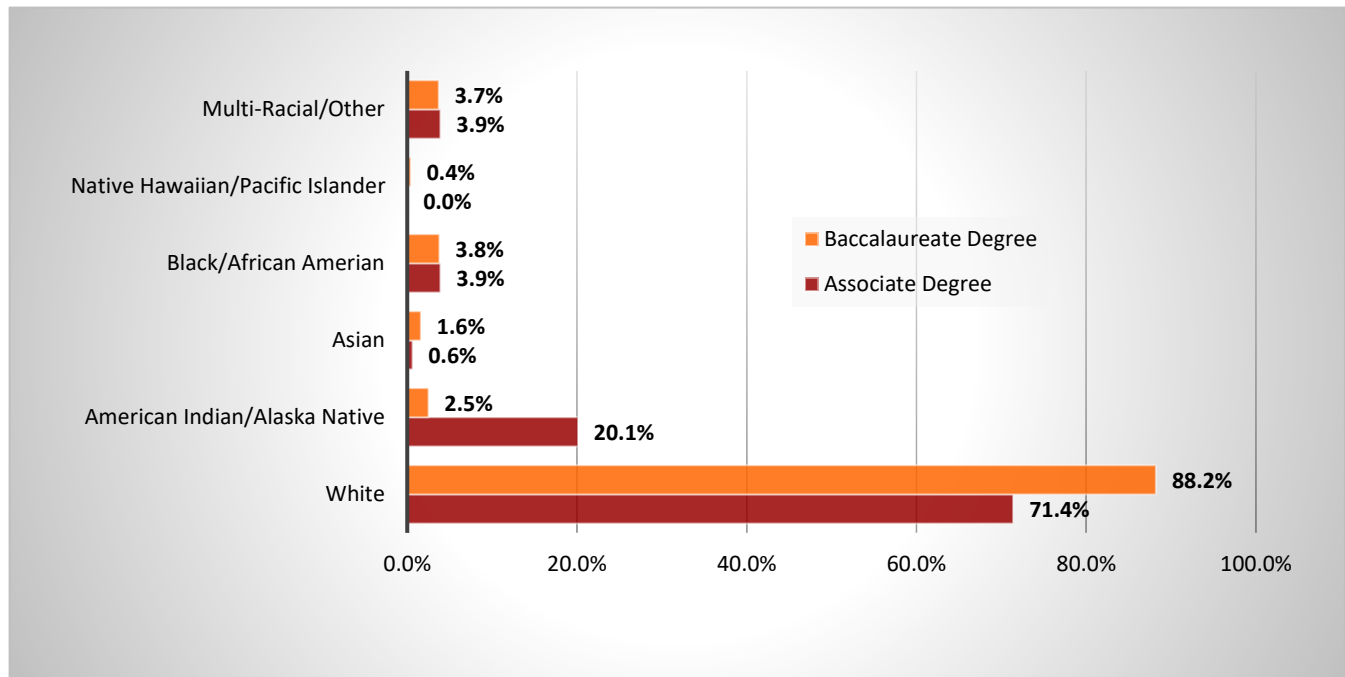
**Gender:** As in previous years, most RN students, 86.5%, were female.

Student Gender	Female	Male	Other	Total Students
<b>Associate Programs</b>				
Lake Area Technical College	25	1	0	26
Oglala Lakota College	32	4	0	36
Southeast Technical College	63	5	0	68
Western Dakota Technical College	21	3	0	24
<b>Total:</b>	<b>141</b>	<b>13</b>	<b>0</b>	<b>154</b>
<b>Percent:</b>	<b>91.6%</b>	<b>8.4%</b>	<b>0.0%</b>	<b>100.0%</b>
<b>Baccalaureate RN Program</b>				
Augustana University	143	31	0	174
Dakota Wesleyan University	98	12	0	110
Mount Marty University	35	9	0	44
Presentation College	269	34	0	303
South Dakota State University	540	73	0	613
University of Sioux Falls	67	16	0	83
University of South Dakota	311	63	0	374
<b>Total:</b>	<b>1463</b>	<b>238</b>	<b>0</b>	<b>1701</b>
<b>Percent:</b>	<b>86.0%</b>	<b>14.0%</b>	<b>0.0%</b>	<b>100.0%</b>
<b>Associate and Baccalaureate Total:</b>	<b>1604</b>	<b>251</b>	<b>0</b>	<b>1855</b>
<b>Percent:</b>	<b>86.5%</b>	<b>13.5%</b>	<b>0.0%</b>	<b>100.0%</b>

**Race and Ethnicity:** Most RN students were White, 86.8%, with 2.1% of Hispanic, Latino or Spanish origin.

Student Race	American Indian / Alaska Native	Asian	Black / African American	Native Hawaiian / Pacific Islander	White	Multi-Racial	Other	Total Students
<b>Associate Programs</b>								
Lake Area Technical College	0	0	0	0	26	0	0	26
Oglala Lakota College	28	0	1	0	6	1	0	36
Southeast Technical College	2	1	3	0	60	1	1	68
Western Dakota Technical College	1	0	2	0	18	2	1	24
<b>Total:</b>	<b>31</b>	<b>1</b>	<b>6</b>	<b>0</b>	<b>110</b>	<b>4</b>	<b>2</b>	<b>154</b>
<b>Percent:</b>	<b>20.1%</b>	<b>0.6%</b>	<b>3.9%</b>	<b>0.0%</b>	<b>71.4%</b>	<b>2.6%</b>	<b>1.3%</b>	<b>100.0%</b>
<b>Baccalaureate Programs</b>								
Augustana University	0	5	9	0	159	0	1	174
Dakota Wesleyan University	2	1	0	0	105	1	1	110
Mount Marty University	0	0	0	0	44	0	0	44
Presentation College	11	8	24	1	239	10	10	303
South Dakota State University	16	5	12	5	550	0	25	613
University of Sioux Falls	0	3	4	0	72	2	2	83
University of South Dakota	13	5	15	0	331	0	10	374
<b>Total:</b>	<b>42</b>	<b>27</b>	<b>64</b>	<b>6</b>	<b>1500</b>	<b>13</b>	<b>49</b>	<b>1701</b>
<b>Percent:</b>	<b>2.5%</b>	<b>1.6%</b>	<b>3.8%</b>	<b>0.4%</b>	<b>88.2%</b>	<b>0.8%</b>	<b>2.9%</b>	<b>100.0%</b>
<b>Associate and Baccalaureate Total:</b>	<b>73</b>	<b>28</b>	<b>70</b>	<b>6</b>	<b>1610</b>	<b>17</b>	<b>51</b>	<b>1855</b>
<b>Percent:</b>	<b>3.9%</b>	<b>1.5%</b>	<b>3.8%</b>	<b>0.3%</b>	<b>86.8%</b>	<b>0.9%</b>	<b>2.7%</b>	<b>100.0%</b>

## RN Student Race



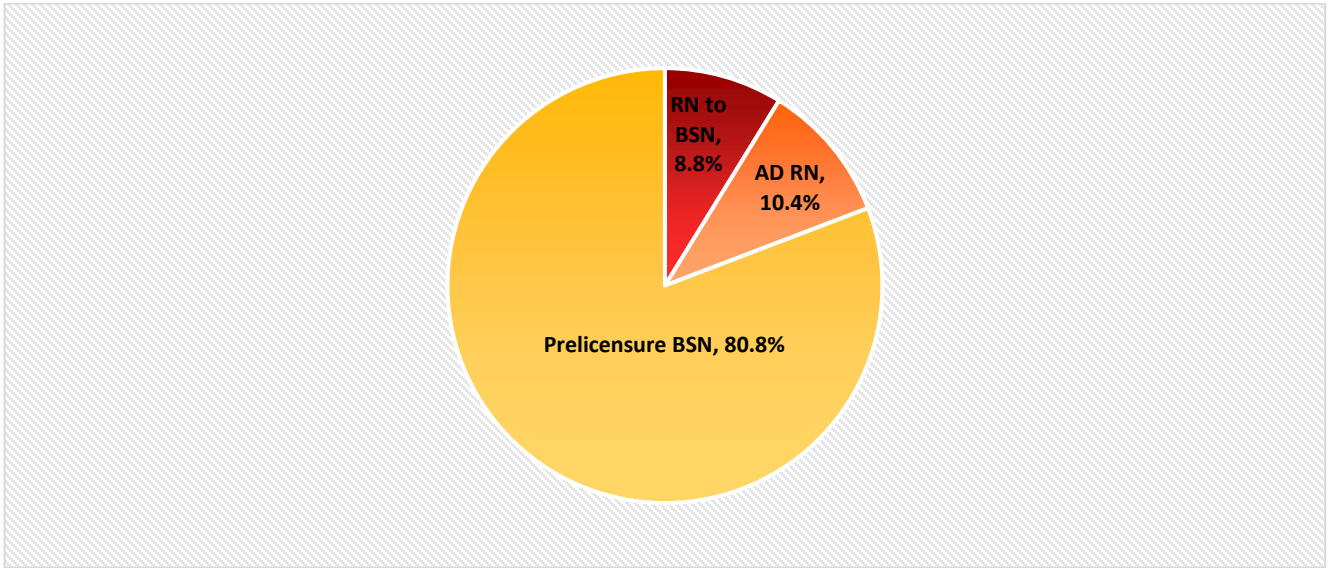
**Age:** The average age of AD RN students in 2020 was 30 years old and the average age of Baccalaureate RN students in 2020 was 25 years old.

## RN Graduates

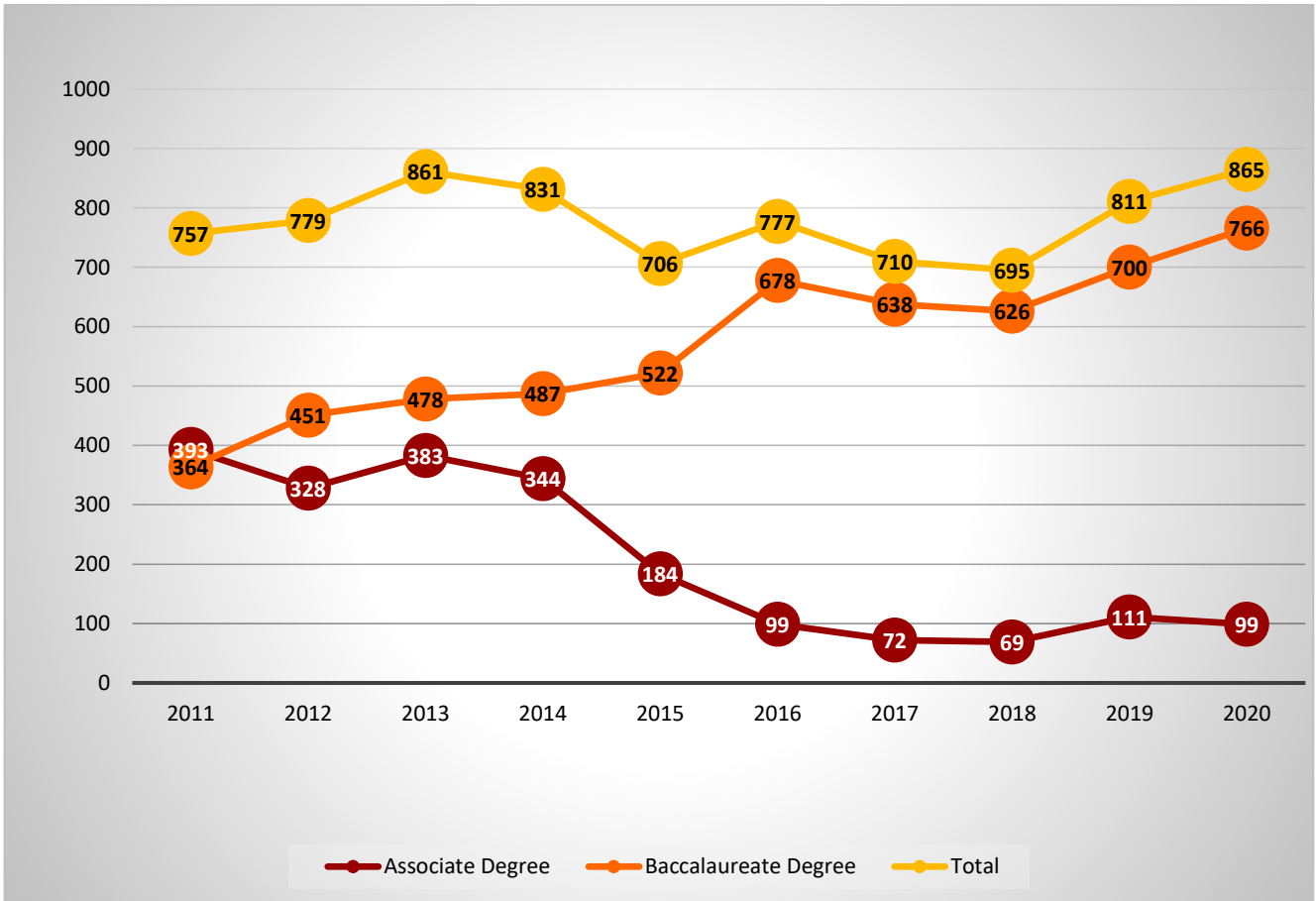
The following table shows the total number of RN graduates from prelicensure and RN to BSN programs during the measuring period. The pie chart shows the percentage of graduates by educational level.

RN Graduates	AD RN	BSN	RN to BSN	Total Graduates
<b>Associate RN Programs</b>				
Lake Area Technical College	22	--	--	22
Oglala Lakota College	9	--	--	9
Southeast Technical College	54	--	--	54
Western Dakota Technical College	14	--	--	14
<b>Total:</b>	<b>99</b>	--	--	<b>99</b>
<b>Baccalaureate RN Programs</b>				
Augustana University	--	81	0	81
Dakota Wesleyan University	--	43	17	60
Mount Marty University	--	15	0	15
Presentation College	--	81	1	82
South Dakota State University	--	283	23	306
University of Sioux Falls	--	64	6	70
University of South Dakota	--	199	36	235
<b>Total:</b>	--	<b>766</b>	<b>83</b>	<b>849</b>
<b>Associate and Baccalaureate Total:</b>	<b>99 (10.4%)</b>	<b>766 (80.8%)</b>	<b>83 (8.8%)</b>	<b>948 (100.0%)</b>

Percentage of RN Graduates by Program Type



Trends in Prelicensure RN Graduates



## NCLEX–RN® Examination Results

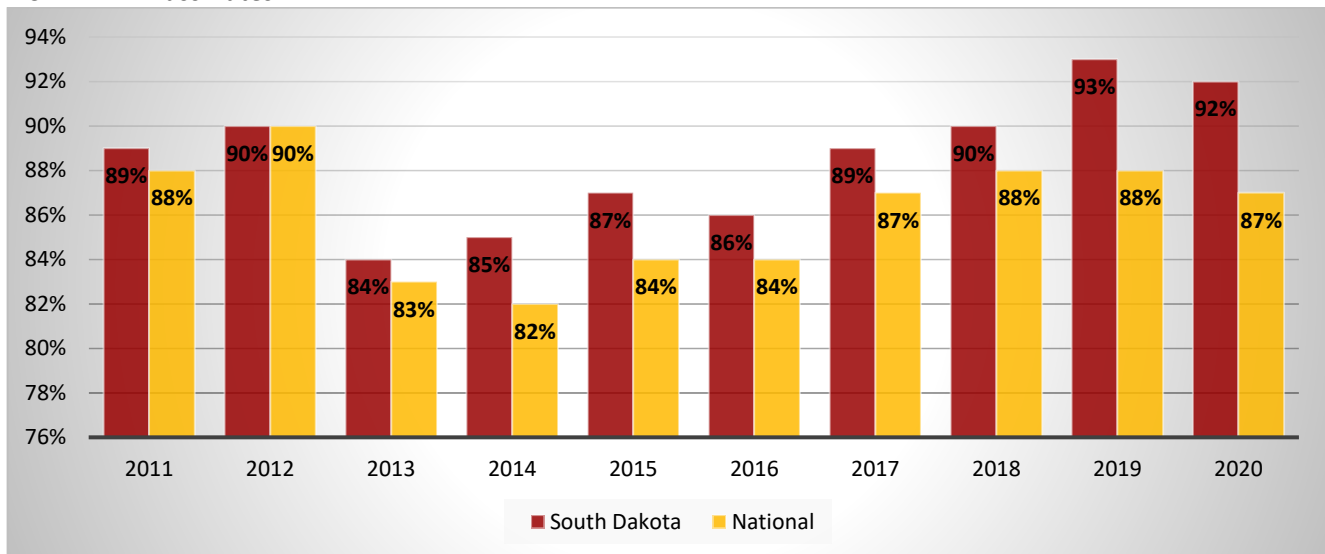
Results from the NCLEX–RN® examination from January–December 2020 are shown in the table. Pass rates are evaluated by the SD Board of Nursing for ongoing approval of a program using measuring periods as defined in ARSD 20:48:07:47. A measuring period commences on January 1 of each calendar year and continues until December 31 of that calendar year in which the number of first-time writers since the start of that measuring period equals or exceeds 21. Measuring periods for programs with fewer than 21 test writers in one calendar year can extend over more than one year until 21 is reached. In 2020 the pass rate for all first-time NCLEX–RN test writers in South Dakota was 92.35% and the national pass rate for US educated first-time NCLEX–RN test writers was 86.57%. Pass rates from 2011 to 2020 are shown in the bar chart for historical comparison.

2020 NCLEX–RN Results	# Delivered	# Passed	# Failed	2020 Pass Rate
<b>Associate RN Programs</b>				
Lake Area Technical College	22	18	4	81.82%
Oglala Lakota College	11	6	5	*
Southeast Technical College	61	58	3	95.08%
University of South Dakota**	1	1	0	N/A
Western Dakota Technical College	14	11	3	*
<b>Total:</b>	<b>109</b>	<b>94</b>	<b>15</b>	<b>86.2%</b>
<b>Baccalaureate RN Programs</b>				
Augustana University	88	86	2	97.73%
Dakota Wesleyan University	43	41	2	95.35%
Mount Marty University	15	13	2	*
Presentation College	68	42	26	61.76%
South Dakota State University	282	275	7	97.52%
University of Sioux Falls	63	60	3	95.24%
University of South Dakota	195	186	9	95.38%
<b>Total:</b>	<b>754</b>	<b>703</b>	<b>51</b>	<b>93.23%</b>
<b>South Dakota Total:</b>	<b>863</b>	<b>797</b>	<b>66</b>	<b>92.35%</b>

\*Pass rate to be determined upon reaching or exceeding an N of 21 graduates.

\*\* Program Voluntary Closure

NCLEX–RN® Pass Rates



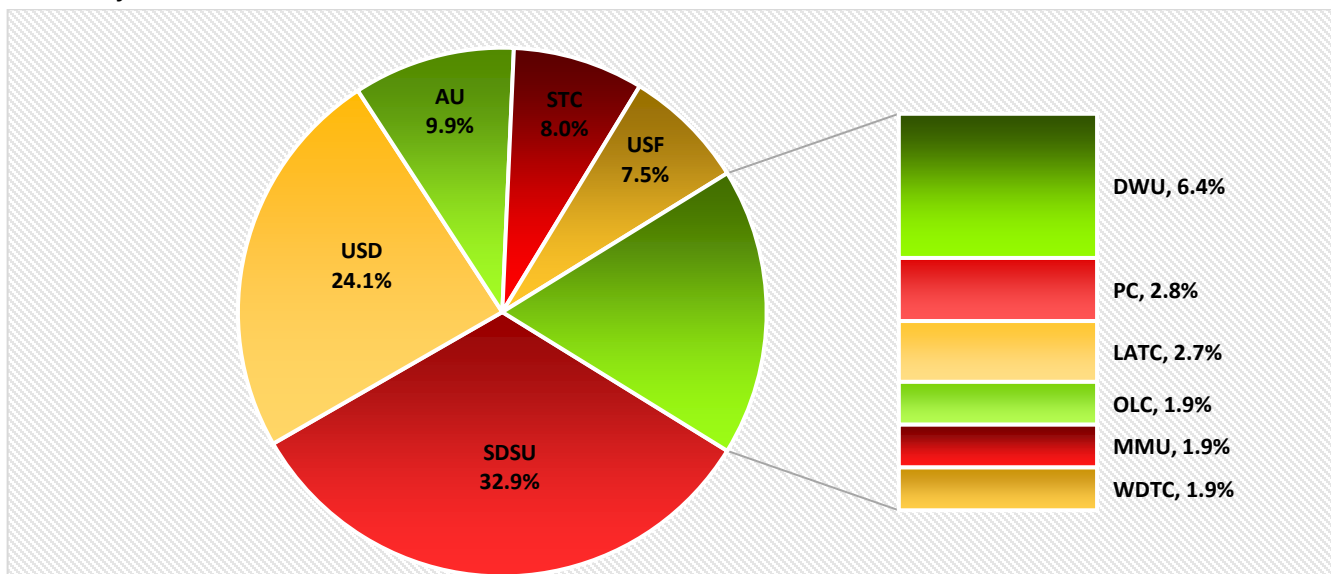
## Graduates Licensed as RNs in South Dakota

The number of graduates licensed into the state of SD by NCLEX–RN® examination from January 1 to December 31, 2020 is listed in the following table. In 2020, 73.5% of graduates were produced by SD’s RN programs and were licensed in SD, as compared to 65.0% in 2019.

RN Graduates Licensed into SD	Generic Graduates Produced	Graduates Licensed in SD	% of Graduates Licensed of Graduates Produced by School	% of Program’s Graduates Licensed of Total Licensed in SD
<b>Associate RN Programs</b>				
Lake Area Technical College	22	17	77.3%	2.7%
Oglala Lakota College	9	12	133.3%	1.9%
Southeast Technical College	54	51	94.4%	8.0%
Western Dakota Technical College	14	12	85.7%	1.9%
<b>Total:</b>	<b>99</b>	<b>92</b>	<b>92.90%</b>	<b>14.5%</b>
<b>Baccalaureate RN Programs</b>				
Augustana University	81	63	77.8%	9.9%
Dakota Wesleyan University	43	41	95.3%	6.4%
Mount Marty University	15	12	80.0%	1.9%
Presentation College	81	18	22.2%	2.8%
South Dakota State University	283	209	73.9%	32.9%
University of Sioux Falls	64	48	75.0%	7.5%
University of South Dakota	199	153	76.9%	24.1%
<b>Total:</b>	<b>766</b>	<b>544</b>	<b>71.0%</b>	<b>85.5%</b>
<b>Associate and Baccalaureate Total:</b>	<b>865</b>	<b>636</b>	<b>73.5%</b>	<b>100.0%</b>

<sup>1</sup>Graduates produced by a program may be less than the number licensed in SD because some graduates wait to take the examination or fail the examination and subsequently license in a different year than when produced.

Percent of RN Graduates Licensed in South Dakota



## RN Faculty

**Employment Status:** Respondents were asked to identify the number of full-time, part-time, and clinical adjunct PN nursing education faculty employed by their program. Full-time faculty are expected to work 40 hours per week and to teach, participate in curriculum development, hold office hours for student advisement, attend faculty meetings, participate in campus-wide events, attend profession development events, take part in scholarly activities, etc. Part-time faculty work less than 40 hours per week, are responsible for assuming teaching responsibilities, usually collaborating with the full-time faculty, maintain availability to students, and communicate effectively with students and colleagues. Clinical adjunct faculty provide clinical teaching under the direction of full- and/or part-time faculty.

RN Faculty	Full-time	Part-time	Clinical Adjunct Faculty	Total Faculty
<b>Associate RN Programs</b>				
Lake Area Technical College	12	1	0	13
Oglala Lakota College	4	0	1	5
Southeast Technical College	5	0	5	10
Western Dakota Technical College	3	0	0	3
<b>Total:</b>	<b>24</b>	<b>1</b>	<b>6</b>	<b>31</b>
<b>Baccalaureate RN Programs</b>				
Augustana University	10	1	45	56
Dakota Wesleyan University	8	0	6	14
Mount Marty University	5	0	4	9
Presentation College	9	3	8	20
South Dakota State University	51	0	62	113
University of Sioux Falls	5	0	37	42
University of South Dakota	38	1	59	98
<b>Total:</b>	<b>126</b>	<b>5</b>	<b>221</b>	<b>352</b>
<b>Associate and Baccalaureate Total:</b>	<b>150</b>	<b>6</b>	<b>227</b>	<b>383</b>

### Faculty Characteristics

**Faculty Age:** Of the 156 full-time and part-time faculty holding a graduate degree, 6 AD RN faculty (3.8%) and 45 of baccalaureate faculty (28.8%) were 51 or older.

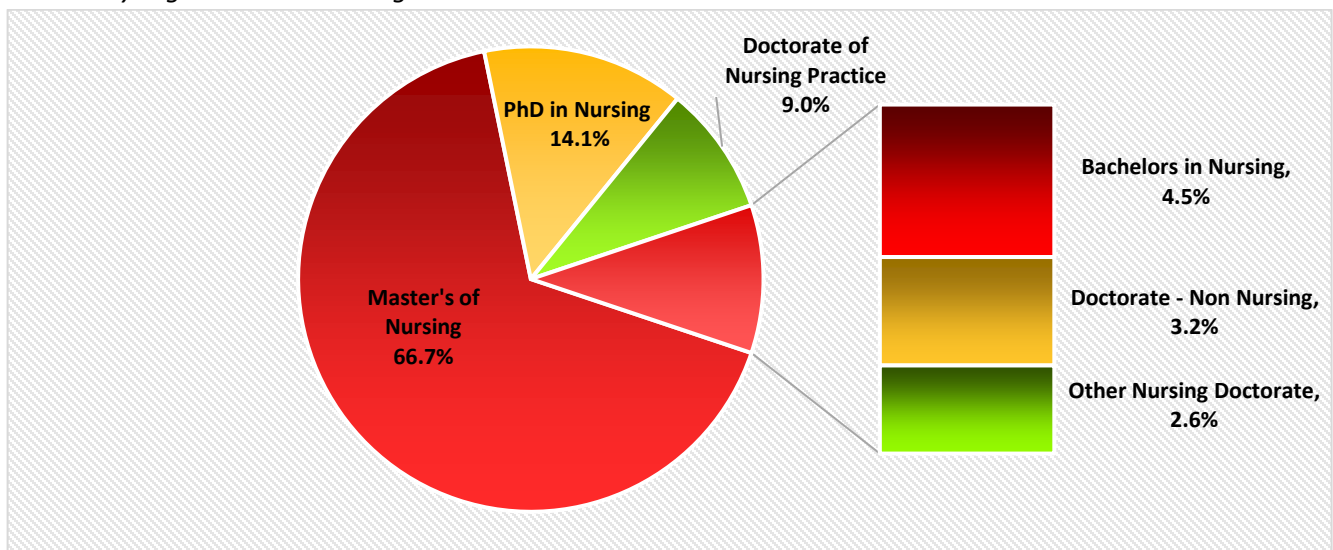
**Faculty Pursuing Advanced Nursing Degree:** There were 21 (13.5%) of the 156 full-time and part-time RN faculty pursuing an advanced nursing degree in 2020.

**Faculty with Doctoral Degrees:** There were 48 of the 156 full-time and part-time faculty (30.8%) holding a doctoral degree.

**Highest Academic Achievement by Program:** The following table and chart present the highest academic preparation of RN faculty by nursing education program. The majority, 76.0%, of faculty employed in AD RN programs held master's in nursing degrees. The majority, 64.9%, of faculty employed in baccalaureate programs held a master's in nursing degrees.

RN Faculty Highest Academic Achievement	Bachelors in Nursing	Master's in Nursing	Doctorate – Non-Nursing	Other Nursing Doctorate	Doctorate in Nursing Practice	PhD in Nursing	Total Faculty
<b>Associate RN Programs</b>							
Lake Area Technical College	3	9	0	0	1	0	13
Oglala Lakota College	1	2	0	1	0	0	4
Southeast Technical College	0	5	0	0	0	0	5
Western Dakota Technical College	0	3	0	0	0	0	3
<b>Total:</b>	<b>4</b>	<b>19</b>	<b>0</b>	<b>1</b>	<b>1</b>	<b>0</b>	<b>25</b>
<b>Percent:</b>	<b>16.0%</b>	<b>76.0%</b>	<b>0.0%</b>	<b>4.0%</b>	<b>4.0%</b>	<b>0.0%</b>	<b>100.0%</b>
<b>Baccalaureate RN Programs</b>							
Augustana University	1	5	1	0	2	2	11
Dakota Wesleyan University	0	7	0	0	1	0	8
Mount Marty University	0	4	0	0	0	1	5
Presentation College	0	8	0	2	2	0	12
South Dakota State University	1	31	0	1	2	16	51
University of Sioux Falls	0	4	0	0	1	0	5
University of South Dakota	1	26	4	0	5	3	39
<b>Total:</b>	<b>3</b>	<b>85</b>	<b>5</b>	<b>3</b>	<b>13</b>	<b>22</b>	<b>131</b>
<b>Percent:</b>	<b>2.3%</b>	<b>64.9%</b>	<b>3.8%</b>	<b>2.3%</b>	<b>9.9%</b>	<b>16.8%</b>	<b>100.0%</b>
<b>Associate and Baccalaureate Total:</b>	<b>7</b>	<b>104</b>	<b>5</b>	<b>4</b>	<b>14</b>	<b>22</b>	<b>156</b>
<b>Percent:</b>	<b>4.5%</b>	<b>66.7%</b>	<b>3.2%</b>	<b>2.6%</b>	<b>9.0%</b>	<b>14.1%</b>	<b>100.0%</b>

RN Faculty Highest Academic Degree





## ADVANCED PRACTICE REGISTERED NURSE EDUCATION PROGRAMS

### Enrollment

Student enrollment for nurse practitioner and nurse anesthesia programs by degree type and program focus is shown in the following tables.

Nurse Practitioner Programs	DNP		MSN		Post Certificate		Total
	Family Across the Lifespan	Psych- Mental Health	Family Across the Lifespan	Psych- Mental Health	Family Across the Lifespan	Psych- Mental Health	Total
Mount Marty University	0	0	33	17	1	2	53
Presentation College	0	0	27	0	0	0	27
South Dakota State University	72	2	63	0	1	13	151
<b>Total:</b>	<b>72</b>	<b>2</b>	<b>123</b>	<b>17</b>	<b>2</b>	<b>15</b>	<b>231</b>

Nurse Anesthesia Programs	Prelicensure DNAP	Post-licensure DNAP	Total
Mount Marty University	130	0	130
<b>Total:</b>	<b>130</b>	<b>0</b>	<b>130</b>

### Graduates

The following tables show the number of graduates by degree type and program focus.

Graduates of Nurse Practitioner Programs	DNP		MSN		Post Certificate		Total
	Family Across the Lifespan	Psych- Mental Health	Family Across the Lifespan	Psych- Mental Health	Family Across the Lifespan	Psych- Mental Health	Total
Mount Marty University	0	0	13	4	0	3	20
Presentation College	0	0	5	0	0	0	5
South Dakota State University	15	0	16	0	0	0	31
<b>Total:</b>	<b>15</b>	<b>0</b>	<b>34</b>	<b>4</b>	<b>0</b>	<b>3</b>	<b>56</b>

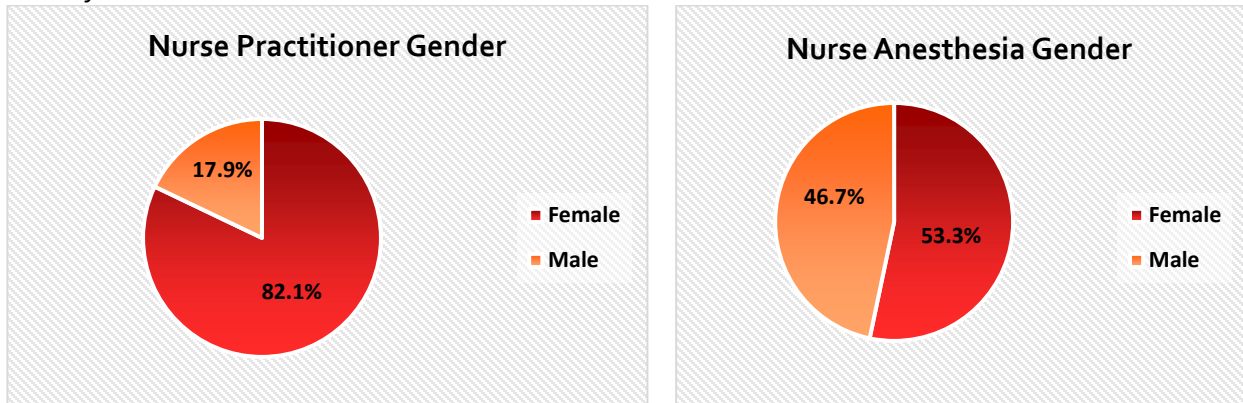
Graduates of Nurse Anesthesia Program	Prelicensure DNAP	Post-licensure DNAP	Total
Mount Marty University	30	0	30
<b>Total:</b>	<b>30</b>	<b>0</b>	<b>30</b>

## Characteristics of APRN Graduates

**Gender:** Most, 82.1%, of nurse practitioner graduates were female and most, 53.3%, of nurse anesthesia graduates were female.

Graduate Gender	Female	Male	Total
Nurse Practitioner	46 (82.1%)	10 (17.9%)	56
Nurse Anesthesia	16 (53.3%)	14 (46.7%)	30
<b>Total:</b>	<b>62 (72.1%)</b>	<b>24 (27.9%)</b>	<b>86</b>

### Gender of Graduates



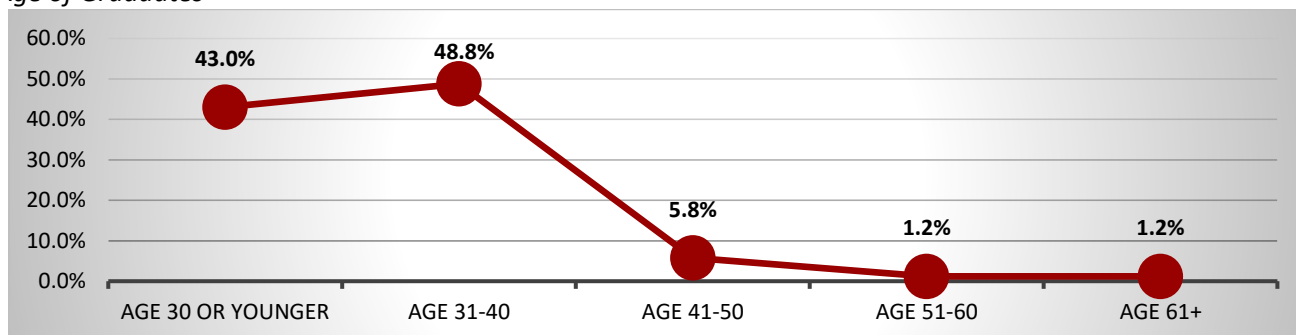
**Race:** Most graduates of nurse practitioner and nurse anesthesia programs were White, 97.6%.

Graduate Race and Ethnicity	American Indian / Alaska Native	Asian	Black / African American	Native Hawaiian / Pacific Islander	White	Other / Unknown	Total Students
Mount Marty University Nurse Practitioner	0	0	0	0	19	1	20
Mount Marty University Nurse Anesthesia	0	0	0	0	30	0	30
Presentation College	0	0	0	0	5	0	5
South Dakota State University	0	0	1	0	30	0	31
<b>Total:</b>	<b>0</b>	<b>0</b>	<b>1</b>	<b>0</b>	<b>84</b>	<b>1</b>	<b>86</b>
<b>Percentage of Total:</b>	<b>0.0%</b>	<b>0.0%</b>	<b>1.2%</b>	<b>0.0%</b>	<b>97.6%</b>	<b>1.2%</b>	<b>100.0%</b>

**Age:** Most, 48.8%, graduates of nurse practitioner and nurse anesthesia programs were 31-40 years of age.

Graduate Age	≤ 30	31-40	41-50	51-60	> 60	Total
Mount Marty University Practitioner	8	10	0	1	1	20
Mount Marty University Nurse Anesthesia	12	17	1	0	0	30
Presentation College	1	3	1	0	0	5
South Dakota State University	16	12	3	0	0	31
<b>Total:</b>	<b>37</b>	<b>42</b>	<b>5</b>	<b>1</b>	<b>1</b>	<b>86</b>
<b>Percentage of Total:</b>	<b>43.0%</b>	<b>48.8%</b>	<b>5.8%</b>	<b>1.2%</b>	<b>1.2%</b>	<b>100.0%</b>

## Age of Graduates



## APRN Faculty

**Employment Status:** Respondents were asked to identify the number of faculty who were licensed as APRNs who were teaching full-time in the graduate programs and carried the full scope of faculty responsibilities, including teaching, advisement, and committee work. Part-time faculty included those who were licensed as APRNs and who may or may not have held academic rank or carried the full scope of faculty responsibilities. This also included faculty who divided time between the nursing programs within the institution.

APRN Faculty	Full-time	Part-time	Total
Mount Marty University Nurse Practitioner	3	8	11
Mount Marty University Nurse Anesthesia	7	0	7
Presentation College	2	1	3
South Dakota State University	8	13	21
<b>Total:</b>	<b>20</b>	<b>22</b>	<b>42</b>
<b>Percentage of Total:</b>	<b>47.6%</b>	<b>52.4%</b>	<b>100.0%</b>

**Vacancies:** As of September 2020, there were no faculty vacancies reported in the nurse practitioner programs and 2 full-time vacancy in the nurse anesthesia program.

## Faculty Characteristics

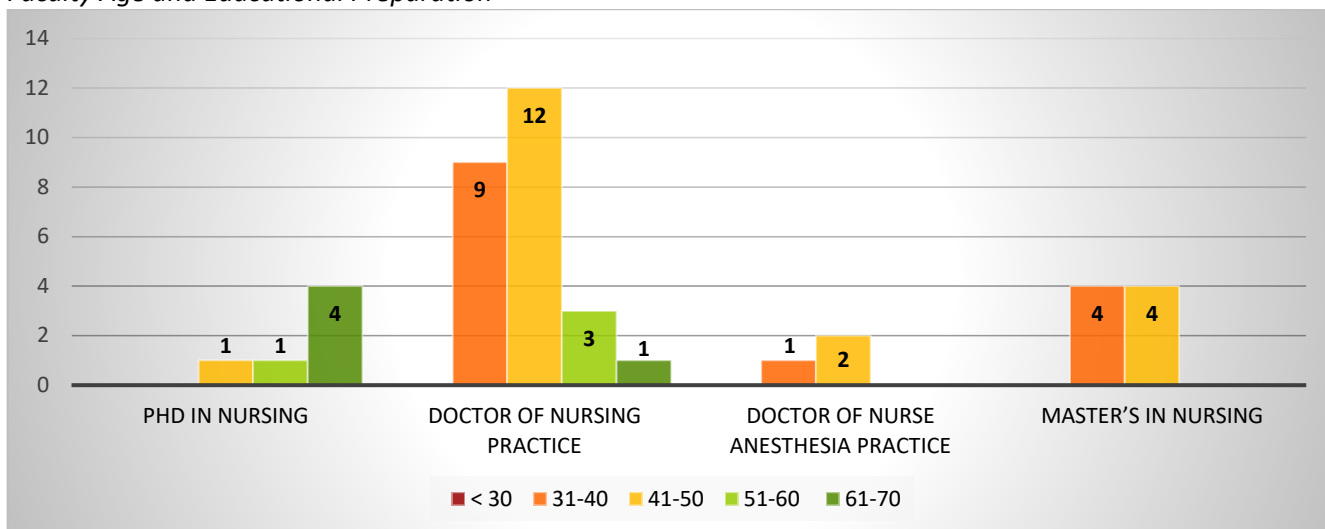
**Gender:** Of faculty teaching in nurse practitioner and nurse anesthesia programs 92.9% were female and 7.1% were male.

**Race:** Most, 97.6%, faculty teaching in nurse practitioner and nurse anesthesia programs were White.

**Age and Academic Preparation:** As shown in the table, 78.6% of the faculty were 50 years of age or younger and 11.9% of the faculty were 61 years of age or older. The majority, 80.9%, held a doctoral degree.

Faculty Age	≤ 30	31-40	41-50	51-60	61-70	> 70	Total	%
PhD in Nursing	0	0	1	1	4	0	6	14.3%
Doctor of Nursing Practice	0	9	12	3	1	0	25	59.5%
Doctor of Nurse Anesthesia Practice	0	1	2	0	0	0	3	7.1%
Other Nursing Doctorate	0	0	0	0	0	0	0	0.0%
Non-Nursing Doctorate	0	0	0	0	0	0	0	0.0%
Master's in Nursing	0	4	4	0	0	0	8	19.1
<b>Total:</b>	<b>0</b>	<b>14</b>	<b>19</b>	<b>4</b>	<b>5</b>	<b>0</b>	<b>42</b>	<b>100.0%</b>
<b>Percentage of Total:</b>	<b>0.0%</b>	<b>33.3%</b>	<b>45.3%</b>	<b>9.5%</b>	<b>11.9%</b>	<b>0.0%</b>	<b>100.0%</b>	

*Faculty Age and Educational Preparation*



## HISTORICAL NOTES

### 1980 – 1989:

- 1981: Huron Nursing College began Associate Degree (AD) RN program.
- Fall 1985: Southeast Area Vocational Technical Institute (STI), Mitchell Vocational Technical School (MTI), and Pierre School of Practical Nursing closed applications for PN students.
- May 1986: Sioux Valley Hospital School of Nursing graduated last diploma RN students.
- Fall 1986: Western Dakota Tech Vocational Technical and Freeman Junior College closed applications for admission to PN programs.
- Fall 1988: Presentation College (PC) began Baccalaureate RN program.
- June 1989: Dakota Wesleyan University (DWU) graduated last Rapid City LPN Upward Mobility students.
- Fall 1989: Western Dakota Tech (WDT) LPN program approved.
- Fall 1989: South Dakota State University (SDSU) admitted students to Rapid City satellite generic program.
- Fall 1989: University of South Dakota (USD) admitted students to satellite generic program in Rapid City and admitted students to satellite upward mobility sites in Watertown and Pierre. Watertown serves as 1+1 program, with Lake Area Technical Institute (LATI) offering first year and USD second year.

### 1990 – 1999:

- Spring 1990: PC discontinued AD RN program and will offer a Baccalaureate RN with AD exit option.
- Spring 1991: USD admitted students to satellite generic RN program in Pierre.
- May 1991: Rapid City Regional Hospital School of Nursing graduated last students.
- February 1992: Sisseton Wahpeton Community College (SWC) admitted first AD RN program students.
- 1992: PC classified as AD RN only with 100% of admissions exiting at the AD level.
- 1993: PC AD RN program granted full status. Generic BSN program granted interim status. NLN accreditation received for RN completion program.
- 1994: PC offered AD RN program at Eagle Butte campus and BSN program at main campus.
- Fall 1995: Augustana College admitted students to Master's program in nursing.
- 1996: Mount Marty College (MMC) discontinued Watertown campus career mobility program.
- 1997: PC approved to offer BSN program with satellite at North Dakota State School of Science in Wahpeton, ND.
- 1998: HU interim status approved for BSN completion program.
- 1999: PC offered BSN completion program in Mitchell and Sioux Falls.

### 2000 – 2009:

- Fall 2001: STI received prerequisite status to implement PN program in the fall semester.
- May 2002: HU (Si Tanka University [STU] at Huron) closed AD RN program.
- 2002: PC offered AD RN program in Aberdeen and Eagle Butte.
- May 2003: SWC AD RN program approval status withdrawn.
- July 2003: SWC and Sinte Gleska University (SGU) interim status granted for PN programs.
- November 2003: STI granted full status for PN Program.
- January 2004: Approved articulation agreement between PC with STI, LATI, and WDT in Rapid City for BSN completion program for LPNs.
- January 2004: STI granted approval to offer PN program in Yankton.
- July 2004: SWC granted prerequisite status to begin LPN to AD RN program.
- November 2004: DWU approved to offer LPN to RN program at STI in Sioux Falls.
- December 2004: SDSU Nursing PhD program approved by SD Board of Regents.
- February 2005: Colorado Technical University (CTU) granted prerequisite status for RN to BSN completion program.
- April 2005: CTU granted interim status.
- May 2005: DWU granted approval to offer satellite program in Huron.

- July 2005: Full status granted to SWC for LPN Program once 75% NCLEX® pass rate met.
- September 2005: SGU granted interim status to offer PN program.
- November 2005: DWU granted prerequisite status for RN to BAN program.
- September 2006: SWC granted Interim status for LPN to RN program.
- November 2006: WDT practical nursing program granted full status.
- November 2006: NAU RN to BSN distance program granted interim status.
- November 2006: DWU granted interim status for RN to BAN distance program.
- June 2008: NAU granted full status for RN to BSN program.
- November 2008: DWU granted full status for RN to BAN online program.
- January 2009: University of Sioux Falls (USF) prerequisite status approved for generic BSN, accelerated, and RN to BSN programs.
- April 2009: PC BSN and AD RN programs placed on probationary status for two years.
- April 2009: SWC PN program granted full status and RN program granted continued interim status.
- April 2009: PC approved for reorganization to offer AD RN courses on main campus.
- September 2009: USF interim status approved for accelerated BSN program and RN to BSN options.
- November 2009: NAU granted interim status for generic BSN program.

### **2010 – 2019:**

- June 2010: MMC granted prerequisite status for PN program.
- September 2010: USD granted prerequisite status for RN to BSN program.
- September 2010: MMC granted interim status for a PN program.
- January 2011: MMC began first cohort of PN Program.
- June 2011: NAU granted approval for reorganization to add Sioux Falls campus.
- June 2011: SWC approved for LPN to AD RN online program.
- September 2011: USD began first cohort of RN to BSN students.
- September 2011: STI granted interim status for LPN to AD RN (Associate of Applied Science) program.
- February 2012: USD generic baccalaureate program granted prerequisite status.
- February 2012: SDSU approved to offer accelerated BSN option in Aberdeen.
- February 2013: USD generic baccalaureate program granted interim status.
- May 2013: USF baccalaureate program granted full status.
- January 2014: DWU generic baccalaureate program granted prerequisite status.
- January 2014: STI PN program approved to add online students.
- June 2014: Augustana College accelerated baccalaureate program approved.
- February 2015: DWU generic baccalaureate program granted interim status.
- April 2015: STI LPN-AAS Program granted full status.
- September 2015: SWC PN program placed on voluntary hold; no faculty for 2015-2016 academic year.
- September 2016: Mitchell Technical Institute (MTI) granted prerequisite status for a PN program.
- February 2017: MTI granted interim status for PN program.
- February 2017: DWU voluntarily closed AD RN program in Mitchell and LPN to RN program in Sioux Falls.
- February 2017: STI approved to offer online LPN to AD RN program.
- February 2017: MMC voluntarily closed PN program.
- April 2017: USD granted full status for BSN program.
- September 2017: LATI granted prerequisite status to offer LPN to AD RN program.
- November 2017: STI approved to reorganize program to offer LPN to AD RN program in Huron.
- February 2018: LATI granted interim status to offer LPN to AD RN program.
- February 2018: OLC granted full status for AD RN program.
- April 2018: WDT granted full status for PN program.
- June 2018: WDT granted prerequisite status for LPN to AD RN program.
- June 2018: SGU granted full status for PN program.
- September 2018: PC granted full status for BSN program.
- November 2018: SWC granted full status for PN program.

- November 2018: MTI granted continued interim status for PN program.
- November 2018: NAU granted full status for BSN program.
- December 2018: USD voluntarily closed AD RN program in Watertown.
- February 2019: STI granted approval to offer PN program in Huron SD.
- April 2019: WDT granted interim status for LPN to AD RN program.
- April 2019: SDSU plan to offer post-graduate Psychiatric-Mental Health NP received.
- July 2019: DWU granted continued interim status for the BSN program.
- July 2019: DWU granted approval to offer LPN to BSN program in Mitchell.
- September 2019: NAU voluntarily closure of BSN, RN to BSN, and MSN programs.
- September 2019: MMC plan to offer DNP track in leadership and education received.
- November 2019: LATI granted continued interim status for LPN to AD RN program.

### **2020-2021**

- February 2020: DWU voluntary hold on LPN to BSN program in Mitchell and granted full status for BSN program.
- February 2020: USD voluntary closure of program site in Pierre.
- February 2020: LATI granted approval to offer PN and LPN to AD RN programs in Pierre.
- April 2020: MTI granted full status for PN program and granted prerequisite status for LPN to AD RN program.
- April 2020: Curriculum changes approved for various programs related to COVID-19 pandemic.
- June 2020: USD plan to offer MSN track in nursing informatics and E-health, and a DNP track in organizational and system leadership.
- June 2020: Post-secondary technical institutes renamed to: Lake Area Technical College (LATC), Mitchell Technical College (MTC), Southeast Technical College (STC), and Western Dakota Technical College (WDTC).
- September 2020: MTC granted interim status for LPN to AD RN program.
- September 2020: PC granted prerequisite status for PN program.
- September 2020: SWC voluntary hold of PN program.
- September 2020: WDTC granted approval to offer PN program in Whitewood.
- September 2020: MMC renamed to Mount Marty University (MMU).
- September 2020: DWU voluntary hold of RN to BSN program.
- November 2020: PC granted interim status for PN program.
- November 2020: Augustana University (AU) plan to offer Adult-Gero Acute Care NP/CNS track and genomics track received.
- February 2021: LATC granted full status for PN to AD RN program.
- May 2021: AU granted prerequisite approval to offer Adult-Gero Acute Care NP/CNS track.