

# Council of Juvenile Services Meeting

---

JDAI Site Updates

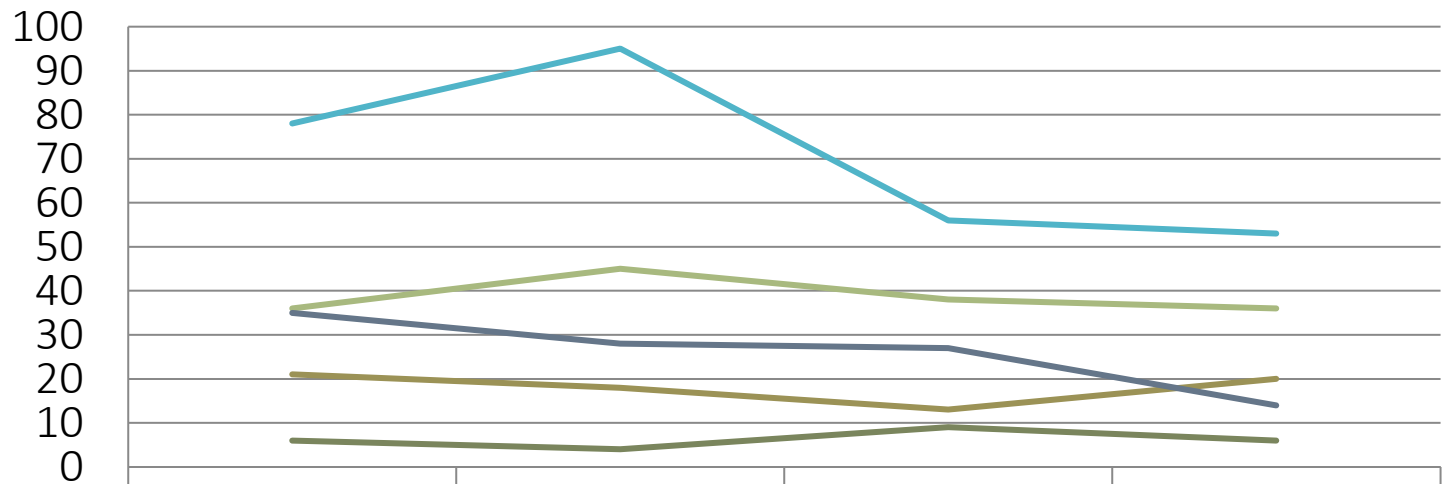
Brown, Codington, Davison, Brookings

# Brown County

---

Est. 2017

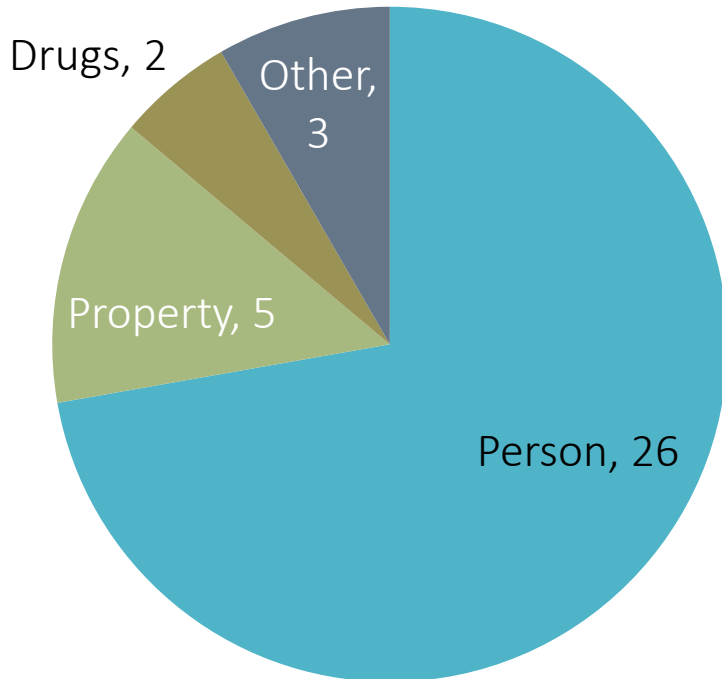
# JDC Admissions



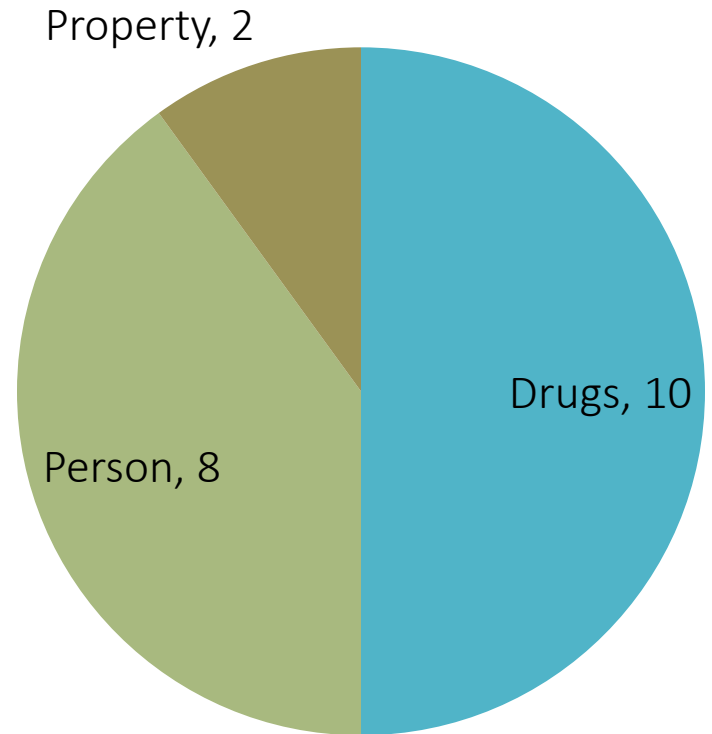
	2017	2018	2019	2020
— Court Order	78	95	56	53
— Misdemeanor	36	45	38	36
— Felony	21	18	13	20
— Probation	35	28	27	14
— DOC	6	4	9	6

# Detention Admissions

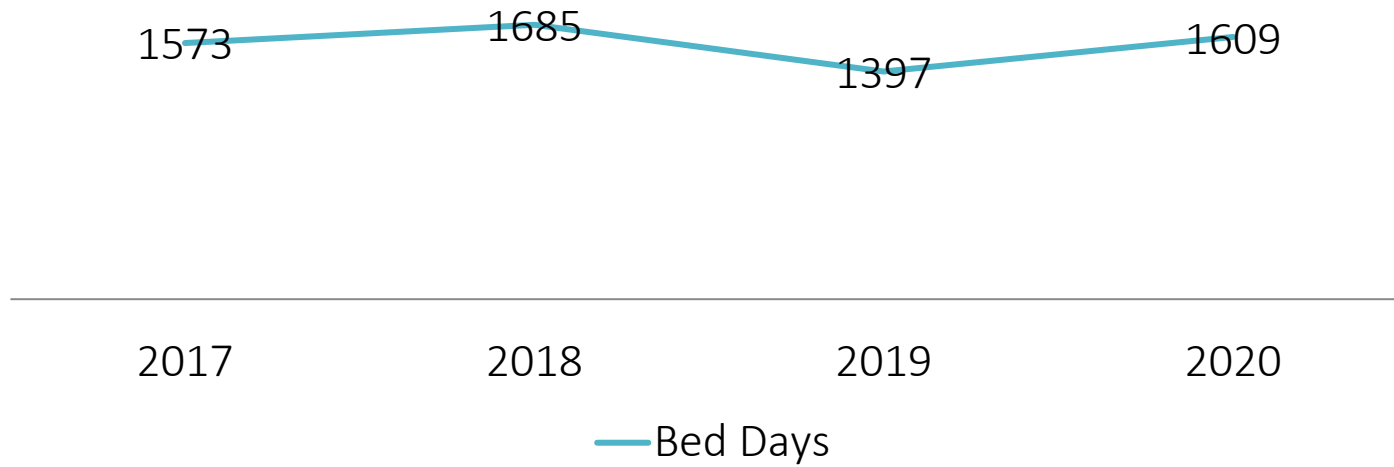
36 Total Misdemeanors



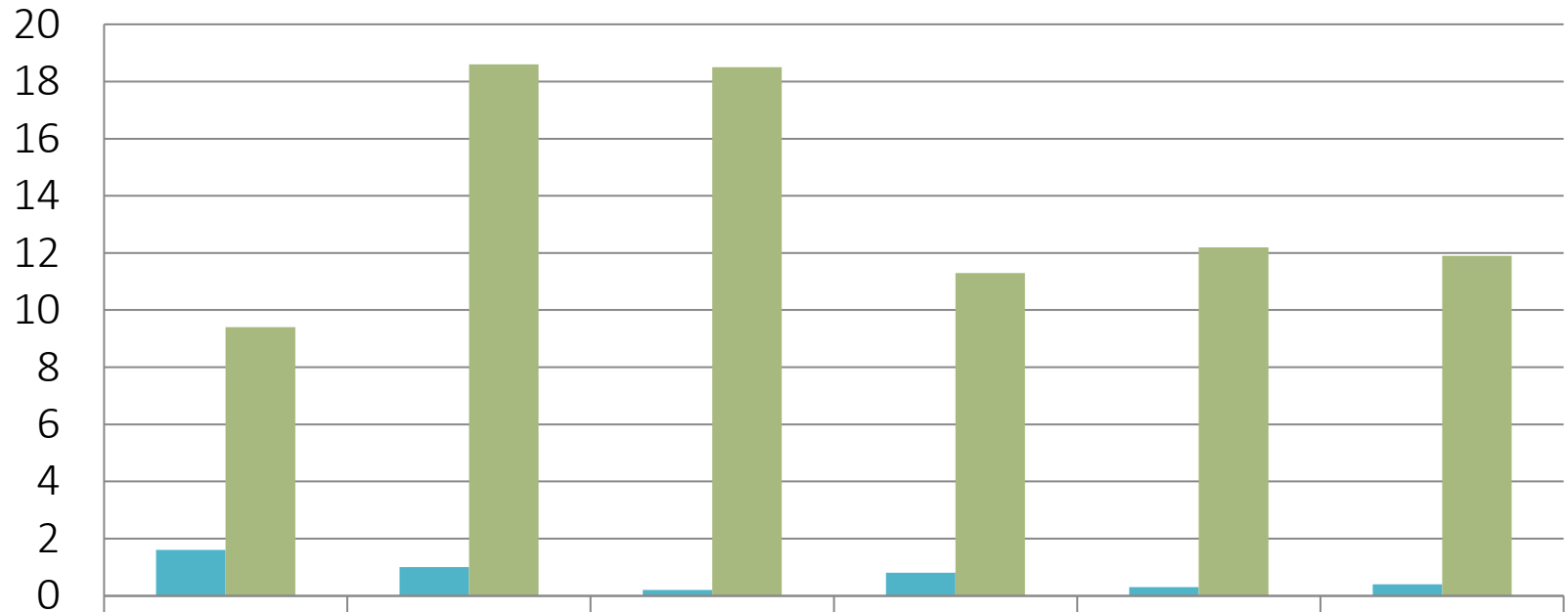
20 Total Felonies



# Detention Bed Days

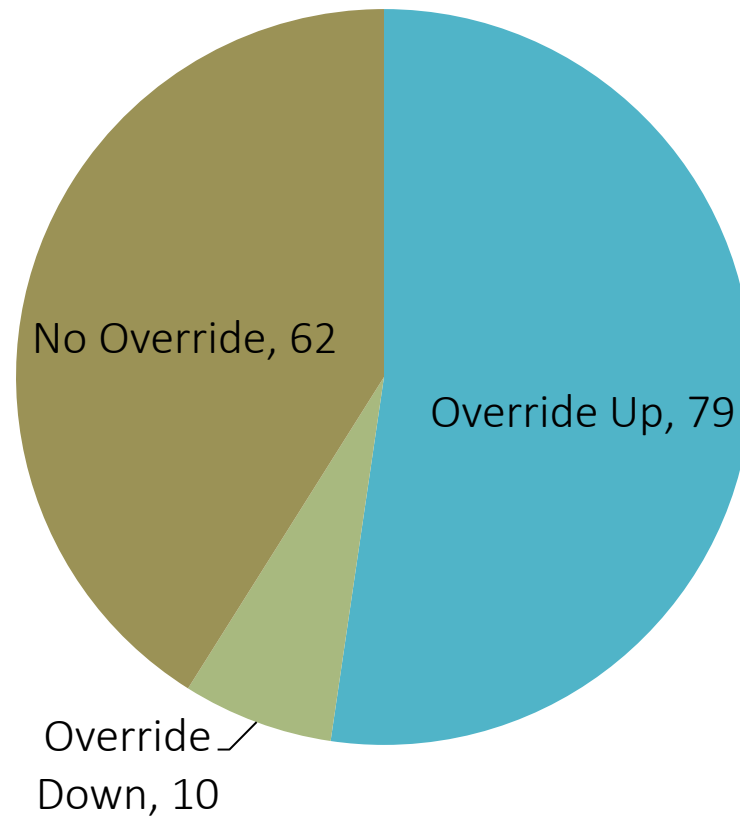


# ALOS/ADP by Offense Type

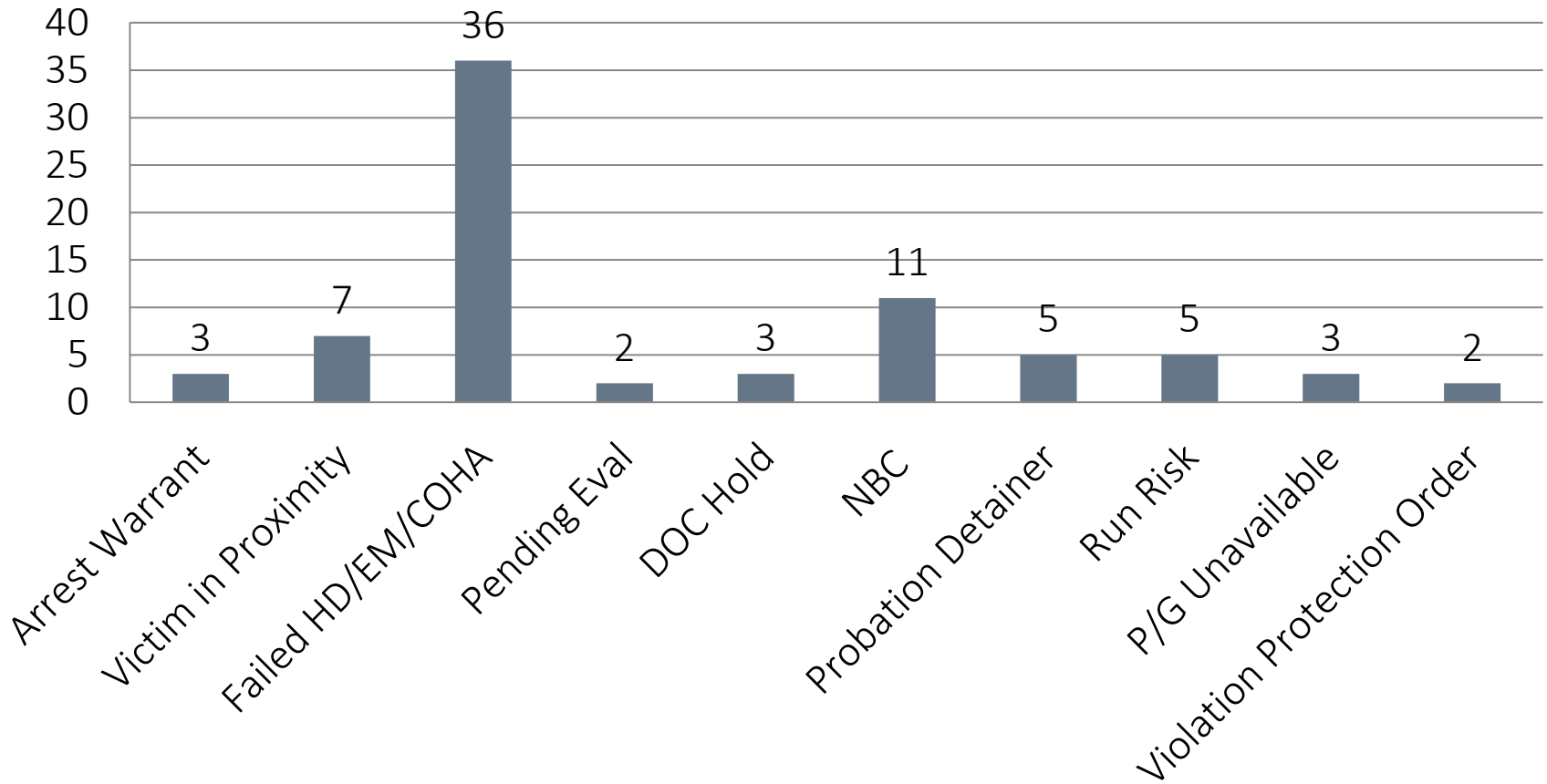


	Court Order	Probation Violation	Misd. Property	Misd. Person	Fel. Drugs	Fel. Person
ADP	1.6	1	0.2	0.8	0.3	0.4
ALOS	9.4	18.6	18.5	11.3	12.2	11.9

# RAI Fidelity



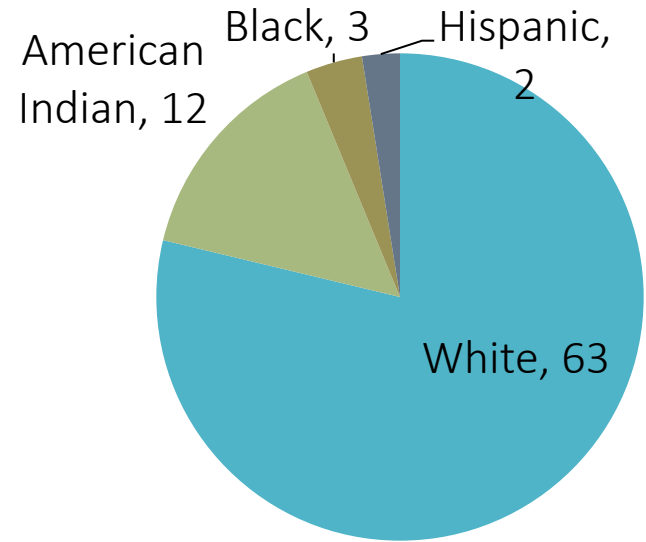
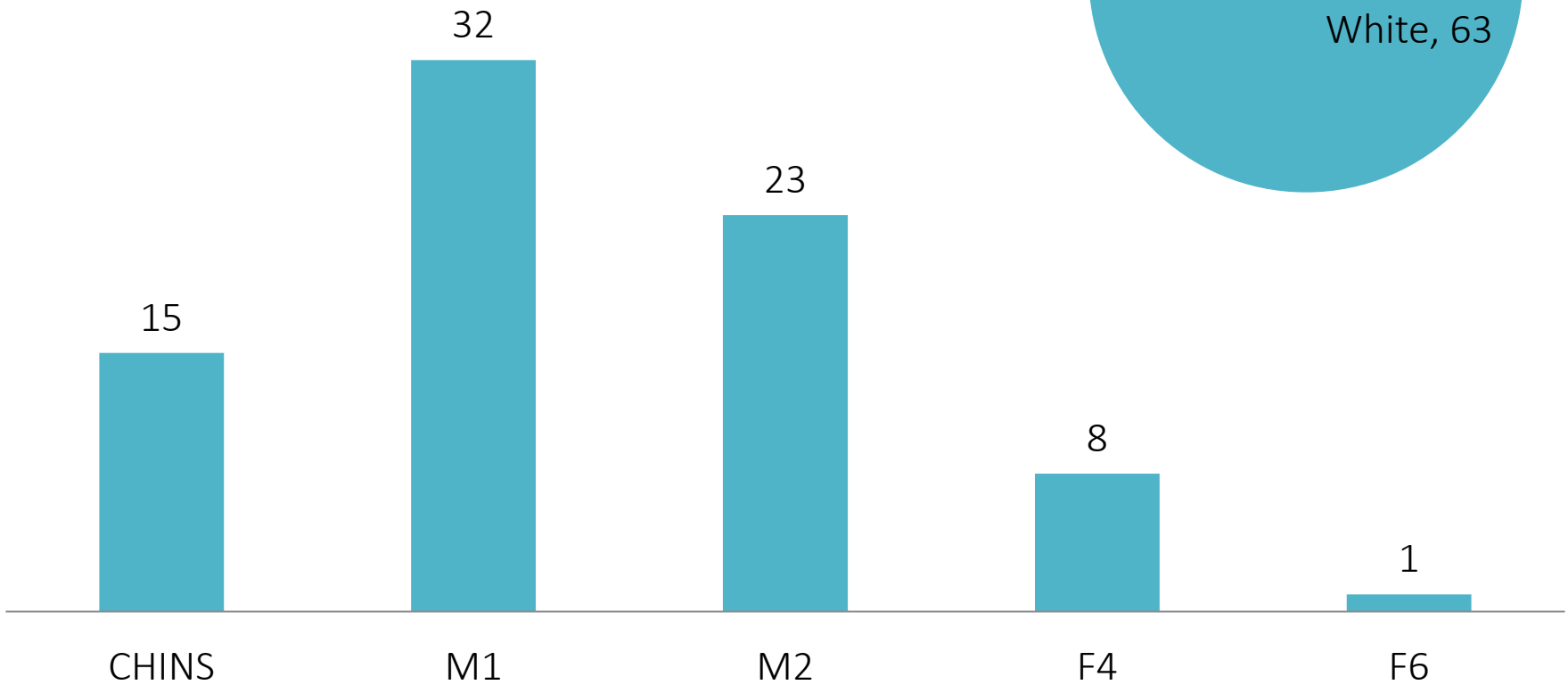
# Detention Override Reasons





# BCSA Diversion

93% Success Rate



# Year 3 Plans

- Continue to see our RAI override rate decrease
- Create formalized structure for truancy diversions.
- Expand Conditional Release Program.
- Implement Restorative Justice Program.
- Partner with more community partners.

# Codington County

---

Est. 2017

# Overrides

RAI OUTCOME	TOTAL NUMBER	PERCENTAGE
No Override Used	27	51.92%
Overrode Down	4	7.69%
Overrode Up	21	40.38%

## Override Up Reasons-

Pending mental health eval:

Parent/Guardian unavailable: 6

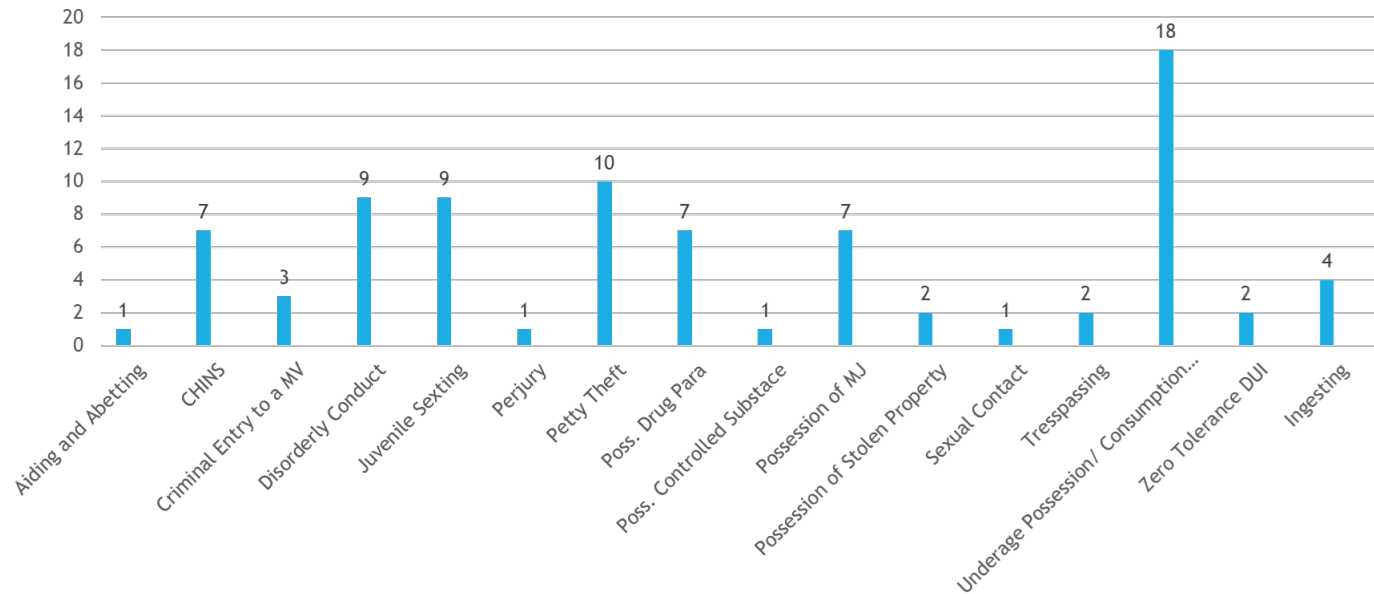
Probation Hold: 3

Victim in home: 7

Run risk: 2

Other: 2

# Diversions



84 Cases in 2020

Teen Court 2018/19- 43 total cases

# Alternatives to Detention

- Conditional Release in Codrington County: 4 youth Conditionally released in 2020, all successful.
- Pre-arrest Diversion
- Evening Reporting Center at the Boys & Girls Club

# Challenges

- COVID-19

- No overnight options for youth in need of a safe place.

# Year 3 Plans

- Continue working on building a Restorative Justice program as another alternative for youth in Codington County.
- Staying “in the know” about Court Resource Homes, this is a really good opportunity for Codington County to give a safe place for youth to stay when they are unable to go home.

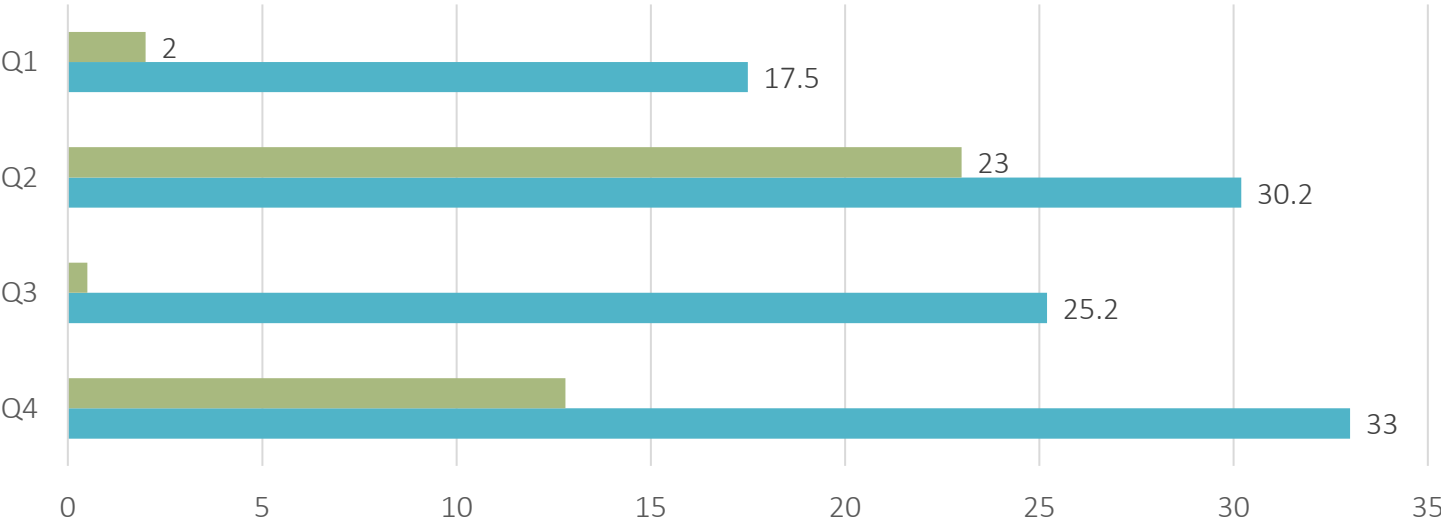


# Davison County

---

Est. 2017

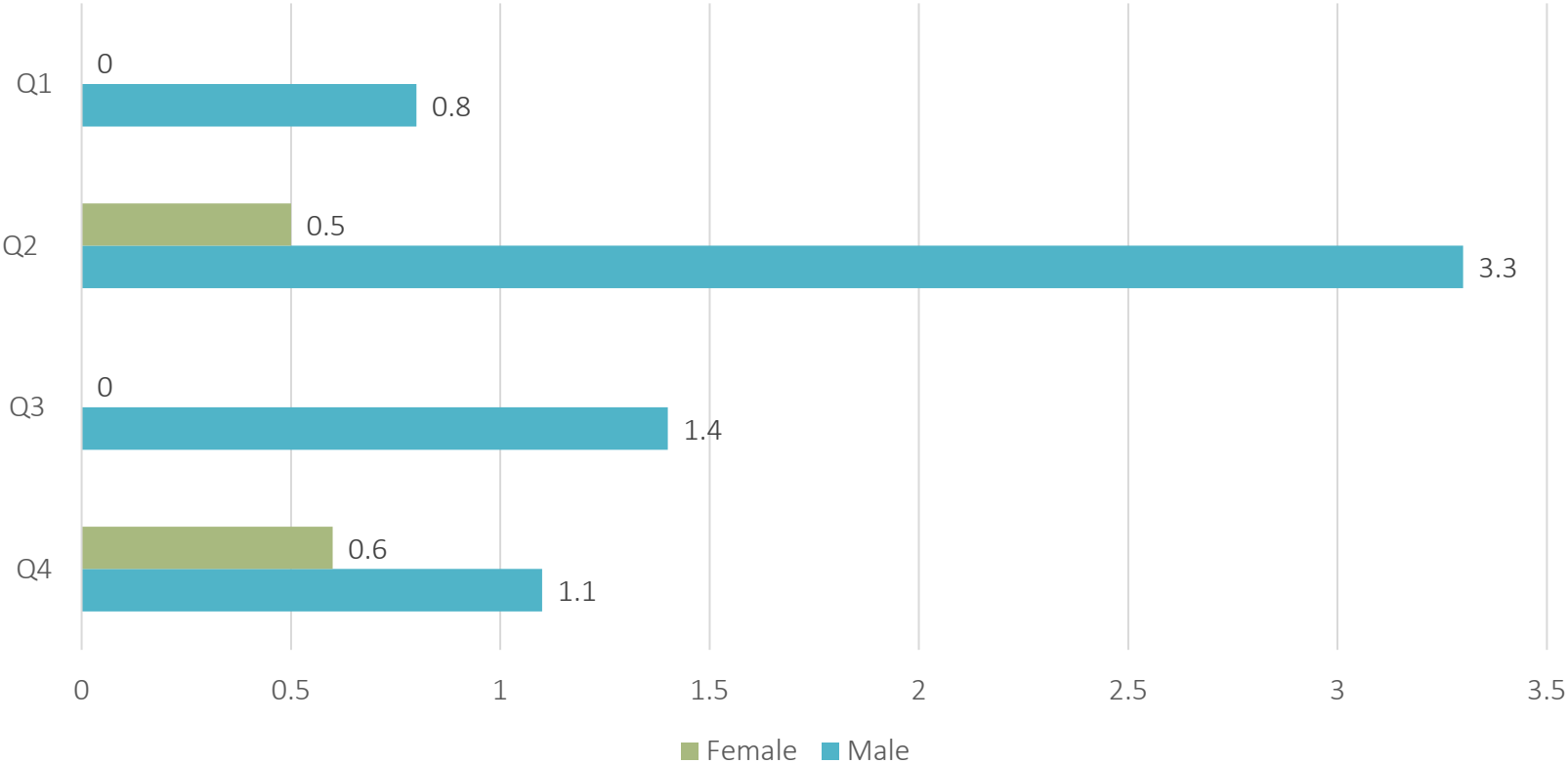
# ALOS Males Vs Females

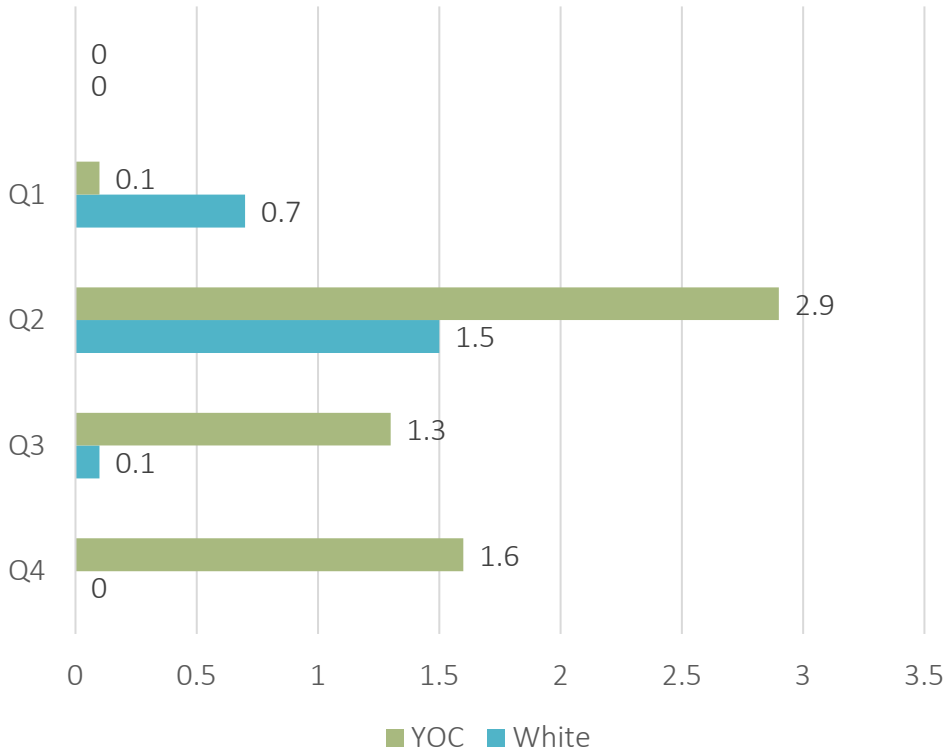


	Q4	Q3	Q2	Q1
Female	12.8	0.5	23	2
Male	33	25.2	30.2	17.5

■ Female ■ Male

# ADP Detention





Average Daily Population is shown for Males on graph.

Female data: Q1 ADP= 0

Q2 ADP=.5 (1 White F)

Q3 ADP= 0

ADP for Males

Q1=.8

Q2=3.3

Q1 White M= .7

YOC=.1

Q2 White M=1.5

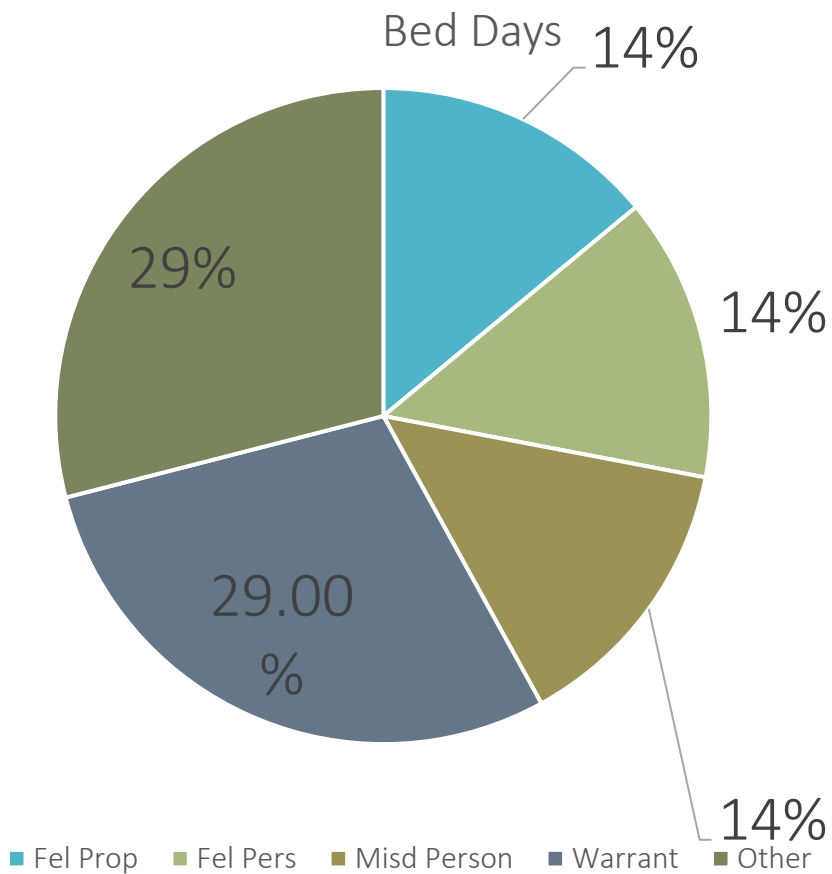
YOC=2.9

Q3 ADP M=.1

YOC= 1.3

Q4 ADP White M=0

YOC-1.6



- Q1 Davison Co spent \$17,056.80
- Q2 Davison Co spent \$82,441.20
- Q3 Davison Co spent \$30,086.3
- Q4 Davison Co spent \$12,081.90

Q1+Q2+Q3+Q4= \$141,666.2

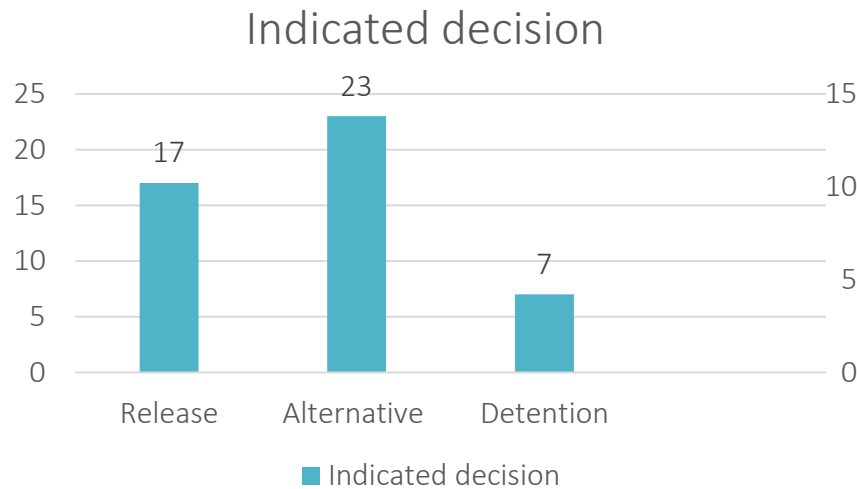
In 2019 all year Davison Co spent \$29,245

In Q4: Bed days held= 150 days

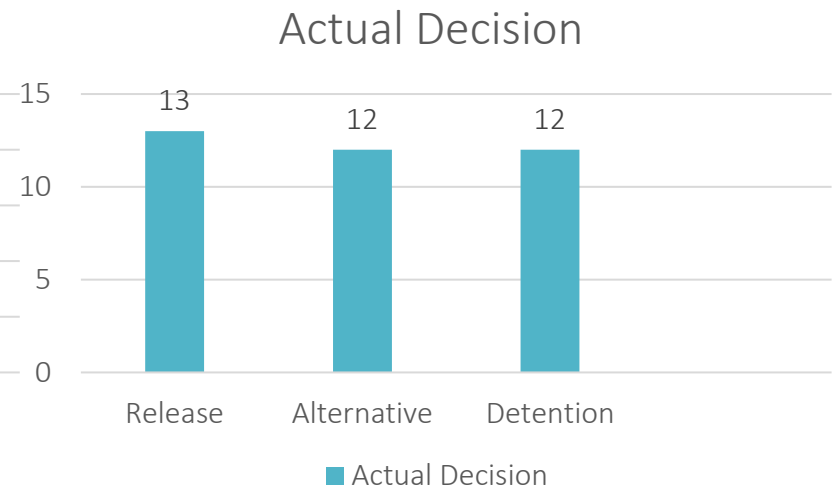
- 14% of youth of Davison Co youth were held for Felony Property.
- 14% were Felony person
- 14% were Misdemeanor person
- 29% were other (2 court ordered)
- 29% were held on a warrant

# Indicated RAI VS Actual RAI

## INDICATED RAI



## ACTUAL RAI



\*Override up occurred 2 times in Q4. Override up occurred 3 times in Q3 (all 3 went conditional release) 3 times in Q2, 4 times in Q1. Numbers reflect differently due to some going CR

# 2020 Override Reasons

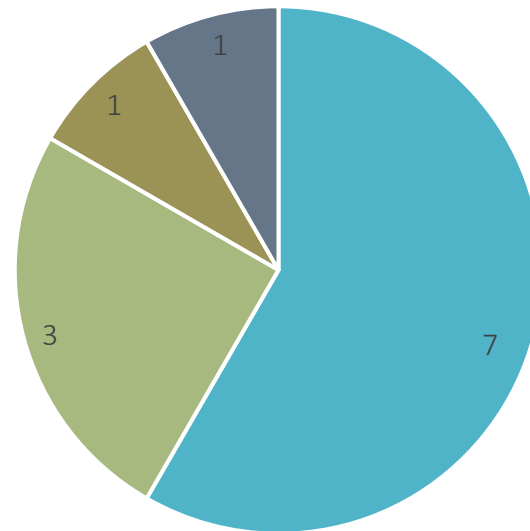
Davison County-Override Reason

Run Risk=7

Arrest Warrant=3

Failure to appear=1

Multiple Felonies=1



■ Run Risk ■ Arrest Warrant ■ Failure to Appear ■ Multiple Felonies

# Diversion numbers to date

- Currently I have been referred 84 youth for diversion to end of Q4. Of those 84...
  - *56 have completed successfully thus far through SA office. (Q4 10)*
  - *4 unsuccessful*
  - *12 refusals to participate or unable to get ahold of*
- Of the 56 successful completions, 11 youth have had another minor offense since completion (19%) re-offense rate
- Of 6 youth receiving RAI's in Q4, 0 were offered a diversion, 2 put on Conditional Release



# Conditional Release Updates

- Davison Co currently has had 4 kids on conditional release through Q4
  - *2/4 have been successfully discharged from conditional release*
  - *2/4 are still currently on EM for conditional release*
  - *The county has saved **75,033.50** by utilizing conditional release since June of 2020 until end of Q4.*

# Reception Center Updates

- Will be located at the County building on N Main
- We have gotten the camera security system installed
- Room is set up and ready to be utilized
- We have contacted DSS and went through protocol for what would happen if we are unable to reach parent/guardian of minor.
- If unable to locate guardian after 12 hours, contact law enforcement (during non office hours) to talk to on call CPS worker.
- MPD will have access to security footage for safety and security while room is in use.
- I will be on call for youth needing supervision at reception center

# Evening Reporting Center Updates

- We have been approved for utilization of the Rec center conference room 1 night a week for 4 hours at no direct cost to the county
- Ashley Anson will do groups from 4-6, interns will run the program from 5-8
- Interns/Volunteers will submit background check through DCI and send payment
- Will allow for a max of 7 youth
- They will sign in upon arrival
- Do not need a Rec pass/membership
- Will have TV, cable, games, rec activities and most importantly supervision and guidance one night a week.
- Pizza, etc. will be provided to youth for dinner.

# Year 3 Plans

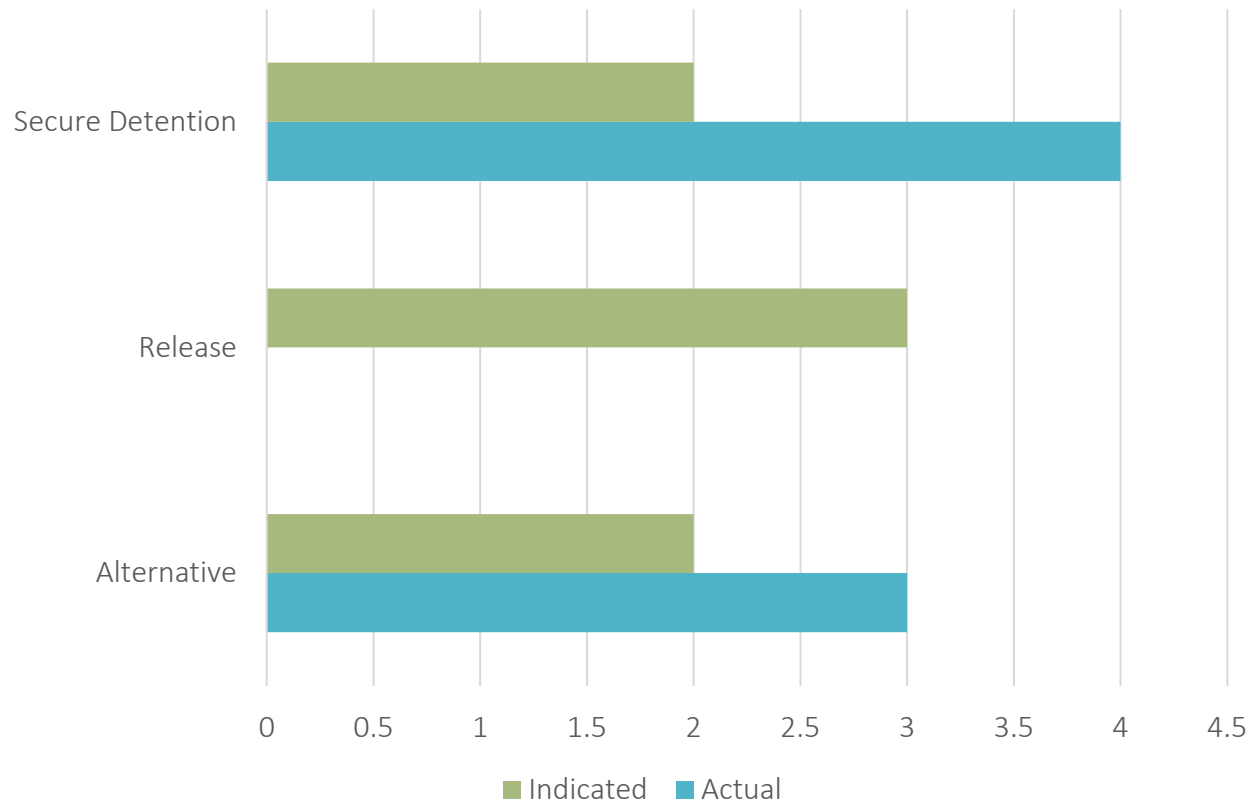
- Create formal Truancy Program
- Expand Evening Reporting Center
- Continue to build relationships with community partners

# Brookings County

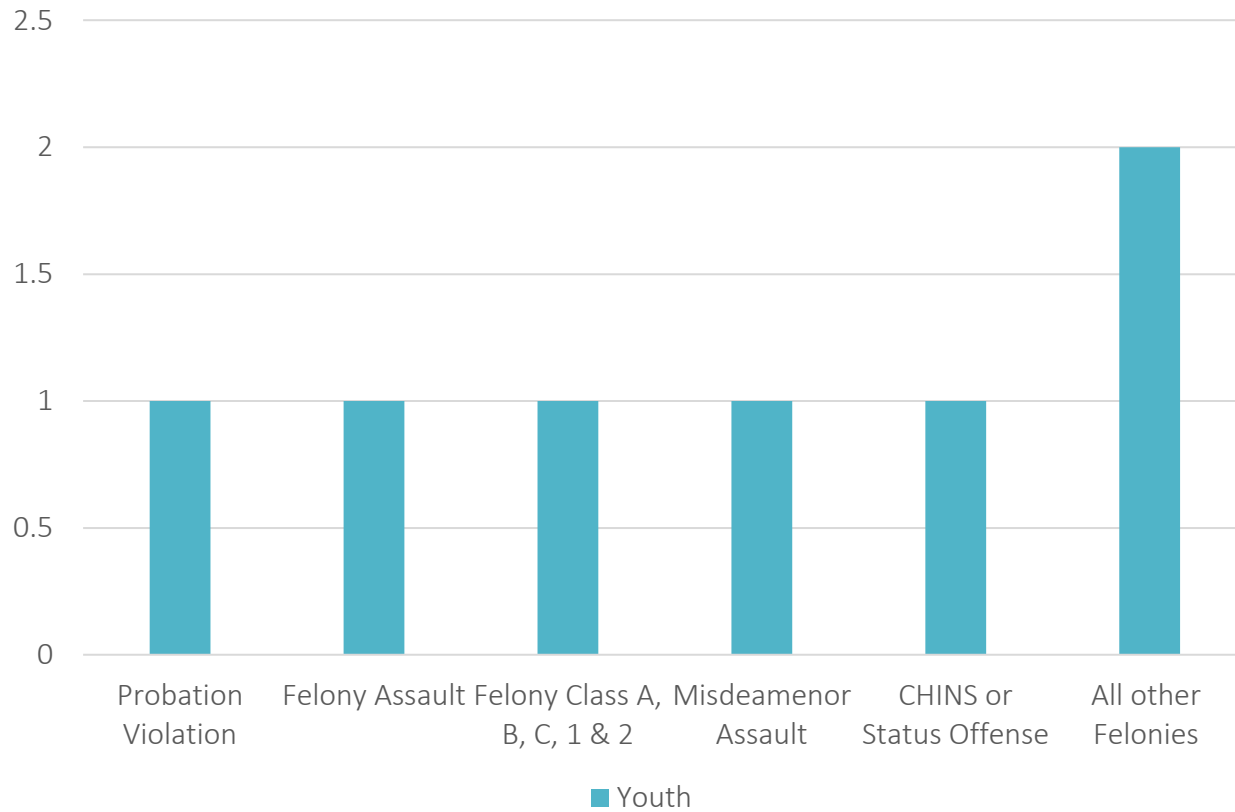
---

Est. 2019

# RAI: Comparison of Actual vs Indicated Decision



# RAI: Most Serious Offense



No Override	Overrode Down	Overrode Up
4	0	3
57.14%	0%	42.85%

Override Up Reasons-

- Charged with 2 felonies and ran from officers
- DOC Hold Only
- Will be held at ARISE, but due to inclement weather held overnight in JDC



# JDC Bed Days

	2019	2020	2021
Bed Days	480	63	1

2019- \$230 (per kid/per day)  
 $\$230 \times 480 = \$110,400$

2020- \$236.90 (per kid/per day)  
 $\$236.90 \times 63 =$

\$14,924.70

2021- \$244 (per kid/per day)  
 $\$244 \times 1 = \$244$

# Shelter Care Bed Days

	2019	2020	2021
Bed Days	86	17	-

2019- \$230 (per kid/per day)  
\$230 x 86= \$19,780  
2020- \$236.90 (per kid/per day)  
\$236.90 x 17=  
\$4,027.30  
2021- \$244 (per kid/per day)  
NA

# Brookings County Youth Diversion Update

## BCYD Case Load:

- 22 Youth Referred since program started
  - 12 Youth Currently in Program
  - 2 Successful completions
  - 1 failed
  - 2 opted out

# RAI Conditional Release Program

## Case 1: Successful (12/30/2020 - 1/26/2021)

- Days until disposition- 27
- Total cost savings for Brookings County- **\$6,588.00** (27 x \$244.00)

## Case 2: In progress (2/09/2021 - present)

- Days until disposition- 56+ days
- Cost savings today for Brookings County- **\$13,664.00** (56 x \$244.00)

## Case 3: In progress (3/08/2021- present)

- Days until disposition- 29+ days
- Cost savings today for Brookings County- **\$7,076.00** (29 X \$244.00)

Brookings County Cost Savings to date- **\$27,328**