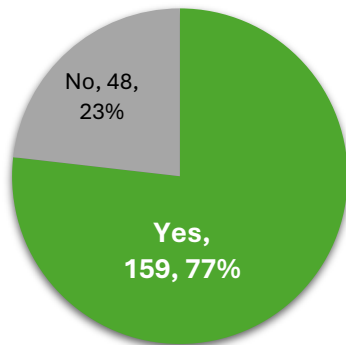


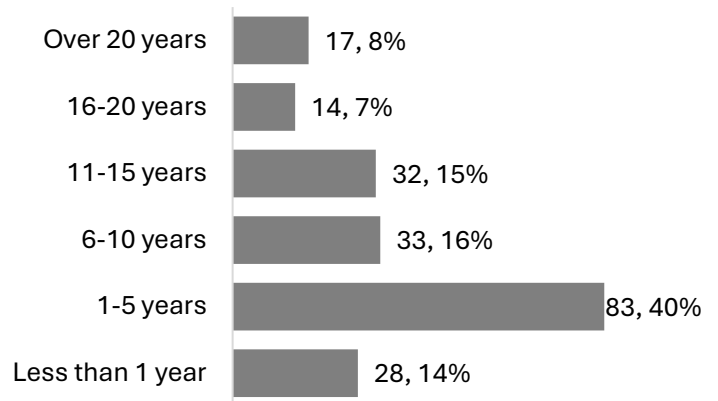
Commuting to Proposed Sites Survey Results

207 responses from staff currently working at correctional facilities in Sioux Falls

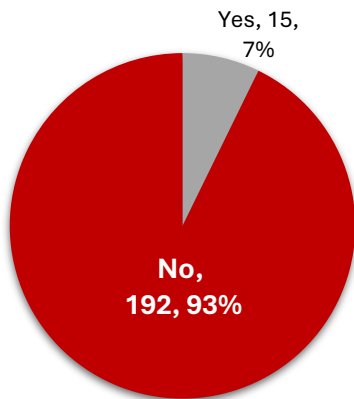
Would you be willing to commute to **Worthing** if a facility were established there?



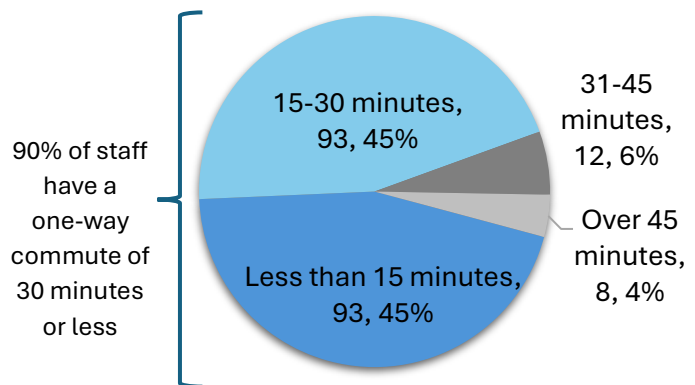
What is your **length of service** with the South Dakota Department of Corrections (SDDOC)?



Would you be willing to commute to **Mitchell** if a facility were established there?



What is your **current one-way commute** time to work?



Common themes from optional staff comments:

Commute and Retention Concerns: Staff overwhelmingly opposed a move to Mitchell, citing long commute times, increased costs, winter travel hazards, and the likelihood of losing experienced employees. Worthing was seen as somewhat more acceptable but still challenging.

Family, Financial, and Staffing Impacts: Respondents highlighted strain on childcare, family routines, and personal finances, with many urging compensation for longer commutes. Concerns were also raised about the ability of smaller towns to provide adequate workforce and healthcare access.

Strong Preference for Sioux Falls Area: The majority advocated for keeping the facility in or near Sioux Falls—specifically suggesting Lincoln County or previously considered sites—as the most practical, sustainable solution for staffing, infrastructure, and long-term operations.