

2023-24 Report Card

Kasey Williams, Assistant Administrator | Office of Assessment and Accountability

DOE.Accountability@state.sd.us | <https://sdschools.sd.gov>

2023-24 Report Card

Our Report Card is designed to:

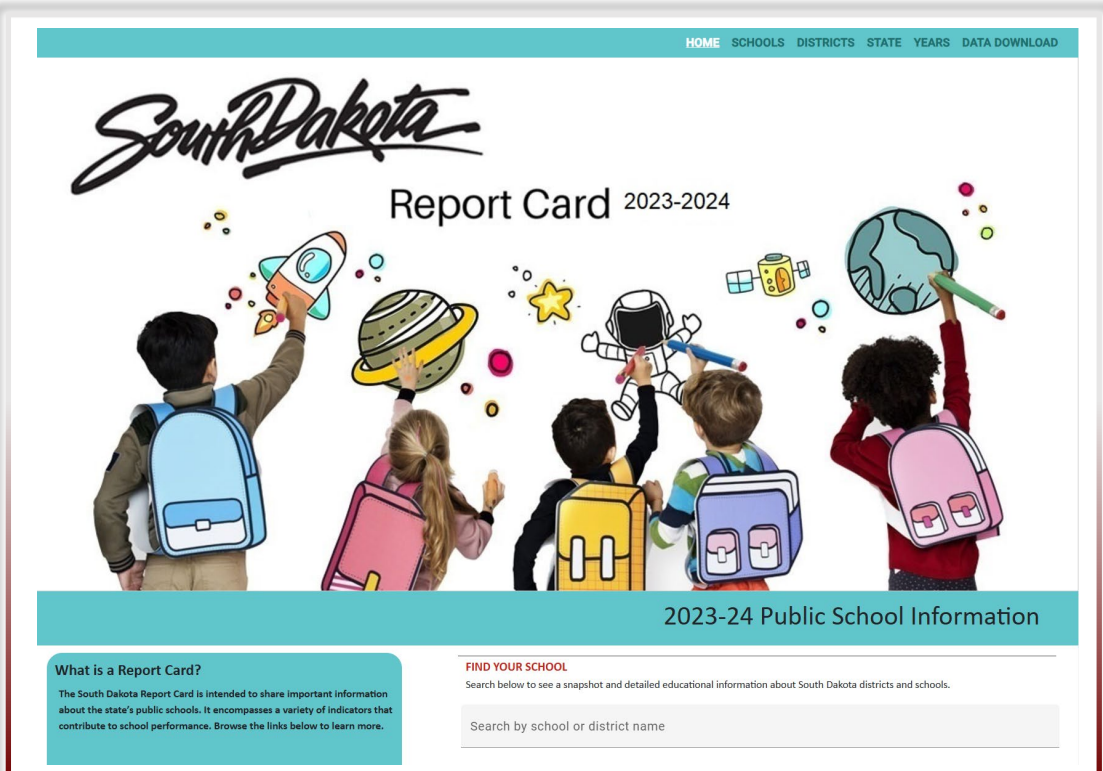
Engage parents in their children's education.

Provide transparency on how well schools are educating all students.

Identify gaps to provide additional support.

Please note:

Data sets and subgroups with less than 10 students are suppressed.



The screenshot shows the homepage of the South Dakota Report Card 2023-2024 website. At the top, there is a navigation menu with links for HOME, SCHOOLS, DISTRICTS, STATE, YEARS, and DATA DOWNLOAD. The main header features the 'South Dakota' logo in a cursive font, followed by 'Report Card 2023-2024'. Below the header is a colorful illustration of five children with backpacks looking up at various space-themed icons like a rocket, Saturn, an astronaut, a satellite, and Earth. A teal banner at the bottom of the illustration reads '2023-24 Public School Information'. Below this banner, there are two sections: 'What is a Report Card?' with a brief description of the report card's purpose, and 'FIND YOUR SCHOOL' which includes a search bar for school or district names.

2023-24 Report Card Release Timeline

District Appeals – August 22 – September 5, 2024

2023-24 Release – October 17, 2024

Press release is issued

Public report card is “live” with state-, district- and school-level data

Perkins Report Card Release – January 2025

Finance and NAEP Data Release – January/February 2025

Schools



< [Click to Explore](#) >

Districts



< [Click to Explore](#) >

State



< [Click to Explore](#) >

2023-24 Report Card


Data Released – State Level



On-Time Graduation

All Students – 84%


Percentage of students who graduate within four years of entering high school.



High School Completion

All Students – 91%

Percentage of students who graduate with a diploma or high school equivalent by the age of 21.



College and Career Readiness

All Students – 54%

Percentage of students who met both coursework readiness and assessment readiness measures upon graduation.

2023-24 Report Card

Data Released – State Level



Assessment Participation

All Students
ELA – 99%
Math – 99%
Science – 99%


Percentage of students who were enrolled as of May 1 and participated in the state assessments.



Student Performance

All Students
ELA – 51%
Math – 44%
Science – 43%

Percentage of students who are full academic year and met or exceeded the expectations.



Student Progress

All Students
ELA – 54%
Math – 50%

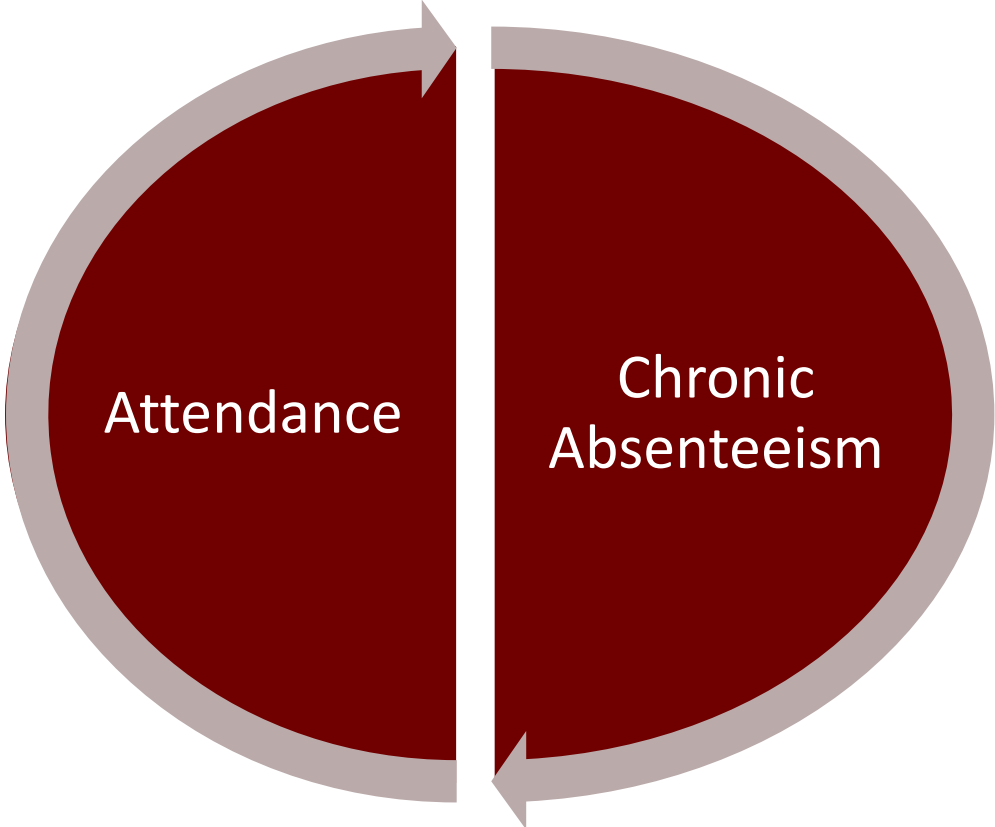
Percentage of students who have demonstrated learning or improving via state assessments.

2023-24 Report Card

Data Released – State Level

All Students
87%

Percentage of students attending school for 90% or more of enrolled days.



All Students
21%

Percentage of students that have attended more than 10 days and missed more than 10% of the enrolled days in the school year.

2023-24 Report Card

Questions

Contact Information

Office of Assessment and Accountability

DOE.Accountability@state.sd.us

<https://sdschools.sd.gov>