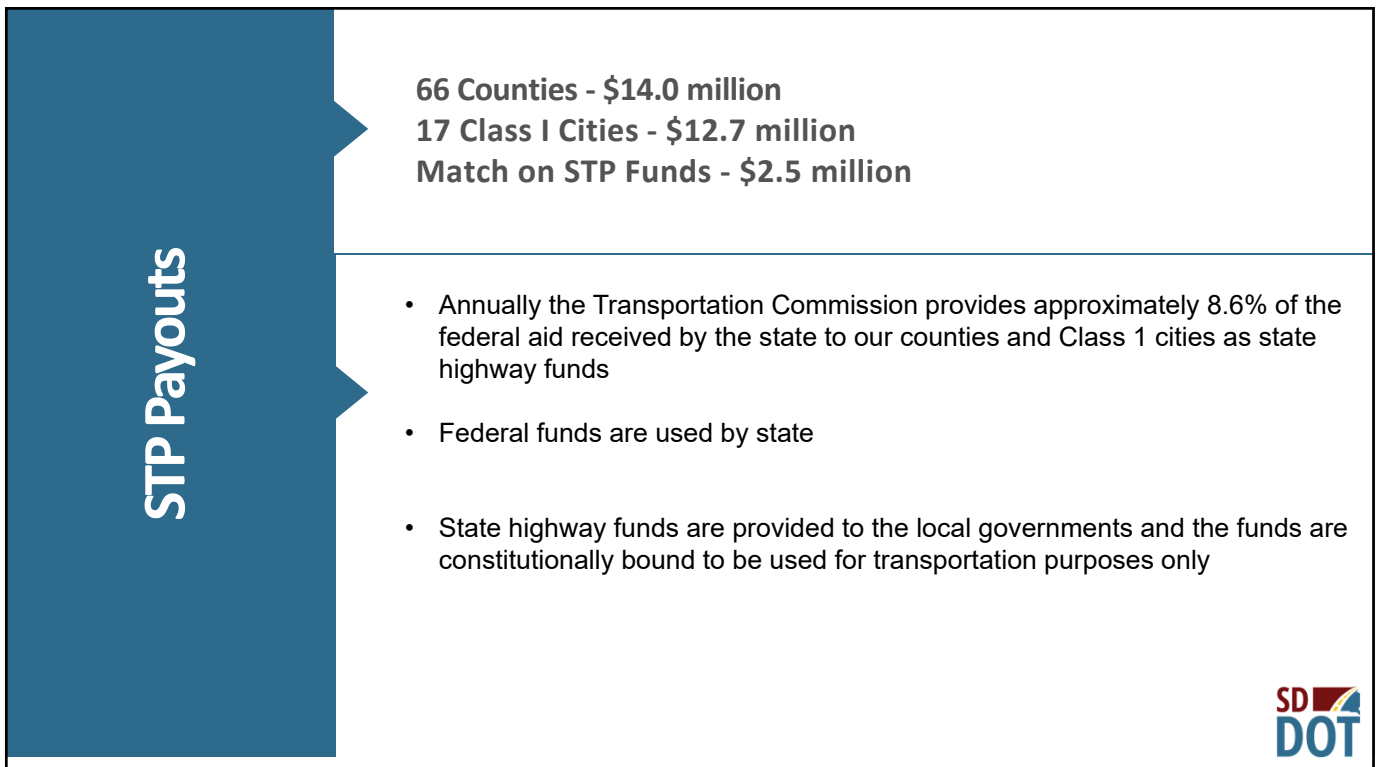


**South Dakota
Transportation
Commission's Support of
Local Transportation**

SOUTH DAKOTA DEPARTMENT OF TRANSPORTATION

SD DOT

1



STP Payouts

66 Counties - \$14.0 million
17 Class I Cities - \$12.7 million
Match on STP Funds - \$2.5 million

- Annually the Transportation Commission provides approximately 8.6% of the federal aid received by the state to our counties and Class 1 cities as state highway funds
- Federal funds are used by state
- State highway funds are provided to the local governments and the funds are constitutionally bound to be used for transportation purposes only

SD DOT

2

Bridge Improvement Grant (BIG) Program

\$15.4 million

\$7 million from license plate fees
\$8 million Transportation Commission contributes from State Highway Fund

2016-2021
347 projects awarded to date
183 projects complete
164 projects in progress



3

BRIDGE IMPROVEMENT GRANTS (BIG)

	2016	2017	2018	2019	2020	2021
Applications received	100	110	88	85	84	99
Funding requested	\$17.3 M	\$21.23 M	18.7 M	\$24.67 M	\$23.33 M	\$36.05 M
PE Grants approved	40	29	26	35	35	41
PE BIG Funding	\$0.9 M	\$0.9 M	\$0.99 M	\$1.34 M	\$1.41 M	\$1.51 M
Preservation Grants approved	14	17	9	10	12	13
Preservation BIG Funding	\$4 M	\$3.0 M	\$2.65 M	\$3.26 M	\$3.7 M	\$7.3 M
Replacement Grants approved	5	7	8	18	15	13
Replacement BIG Funding	\$4.1 M	\$5.1 M	\$5.33 M	\$10.67 M	\$10.28 M	\$10.28 M
No. of Cities	5	2	4	6	7	7
No. of Counties	27	33	21	32	23	30

Year shown is grant year which begin with PE's awarded in fall of previous year.

4

Lake County – 1.6 miles south of Chester

3 – 12' x 10' CIP Reinforced Box Culvert
\$650,000 (total project cost)



5

Moody County – 11 miles west of Ward
234'-0" Prestressed Girder Bridge - \$1.543 million (total project cost)




6

Bridge Inspections

\$2.3 million annually

3,828 total local government structures inspected routinely (>20' length)


- 3319 are on a 24- month inspection cycle
- 127 are on a 12-month inspection cycle
- 382 are on a 48-month inspection cycle



7

Safety Projects - \$10.6 million (FFY 2022)

- ▶ **Horizontal curve realignment**
\$3.0 million
- ▶ **County signing and delineation**
\$5.1 million
- ▶ **Rumble strips with pavement markings**
\$1.25 million
- ▶ **Pavement markings - Durable**
\$1.25 million (FY2021 first year)



8



9



10

Statewide County Striping Projects \$0.5 million

- ▶ 4 Region projects yearly – FY2021 paint supply issue
- ▶ Counties stripe more each year on their own with these projects
- ▶ FY2021 - \$2.323 million additional striping



11

Railroad Crossing Improvement Projects on Local Roads \$2.1 million (FFY 2022)

- ▶ 10 projects
- ▶ New Signal installations
 - Signal upgrades
 - Crossing removal



12

Transportation Alternative Program (TAP) \$2.342 million (FFY 2022)



- ▶ **Class 1 Cities** (>5000 population and/or within MPO boundary)
\$1.175 million
- ▶ **Rural Communities** (<5000 population)
\$1.167 million

13

Dell Rapids Shared Use Path



14

DeSmet Pedestrian Path (right)

Aberdeen Shared Use Path (below)



15

Planning and Research Funds \$2.3 million

20
County/City
Master
Transportation
Plans
completed to date

Master Transportation Plans

County	City
Aberdeen	Dell Rapids
Beadle	Gregory
Brookings	Northeast Pierre
Brown	Spearfish
Codington	Vermillion
Custer	Wall
Davison	
Faulkton	
Hughes	
Lincoln	
McCook	
Meade	
Pennington	
Yankton	



16

Transit Planning Funds \$0.600 million

FTA Apportionments	
Federal FY	FTA Urban Apportionments
FY16	\$430,403
FY17	\$439,183
FY18	\$448,406
FY19	\$457,912
FY20	\$492,727
FY21	\$467,811

FTA Apportionments	
Federal FY	FTA Rural Apportionments
FY16	\$112,388
FY17	\$114,680
FY18	\$117,089
FY19	\$119,571
FY20	\$122,106
FY21	\$130,949



17

Economic Development Grants

- ▶ **Community Access Grants**
\$2.5 million
- ▶ **Industrial Business Grants**
\$0.5 million
- ▶ **Agri-Business Grants**
\$1.0 million



Lennox Industrial Park Improvements



18

Community Access				
Year	Applicants	Number of Projects Awarded	Total Funding Amount Applied For	Total Grant Amount Awarded
2017	17	17	3.50	3.50
2018	14	11	3.90	3.70
2019	24	8	10.40	3.74
2020	30	6	13.70	3.58
2021	33	5	15.30	2.98
Industrial Park				
Year	Applicants	Number of Projects Awarded	Total Funding Amount Applied For	Total Grant Amount Awarded
2017	0	0	0.00	0.00
2018	0	0	0.00	0.00
2019	2	0	0.38	0.00
2020	1	1	0.24	0.24
2021	2	0	1.00	0.00
Agri-Business				
Year	Applicants	Number of Projects Awarded	Total Funding Amount Applied For	Total Grant Amount Awarded
2017	2	2	0.42	0.42
2018	0	0	0.00	0.00
2019	3	2	1.38	1.00
2020	2	2	0.21	0.21
2021	4	2	2.26	1.00

2020 Economic Development Grants awarded by Transportation Commission

Agri-Business Grants:

- Yankton County - \$600,000 for East Side Drive which will provide access to Growmark Midwest.
- Moody County - \$460,000 for 242nd Street and 481st Avenue which will provide access to a dairy.

Community Access Grants:

- City of Hot Springs - \$580,000 for 17th Street and Lincoln & Jennings Avenues which serves the school and hospital.
- City of Hudson - \$600,000 for 4th Street which serves a business area.
- City of Wessington Springs - \$600,000 for 2nd Street which serves the school, hospital, and nursing home.
- City of Chancellor - \$600,000 for Main Street which serves a business area.
- City of Gregory - \$600,000 for First Street and Logan Avenue which serves the school and hospital.



“These grants are an important part of the department’s overall construction program to improve infrastructure across the state. Without the funds from the Economic Development grants, some of these communities would not have the financial ability to improve access that fosters economic development and quality of life.”

Former DOT Secretary Darin Bergquist



Local Federal Bridge Replacement Program



- ▶ **2019 - \$17.313 million**
 - State funds were distributed to counties and cities based on % bridge deck area in poor condition
- ▶ **2020 - \$25.875 million**
 - \$4.011 million from Legislature to go towards county/city match
 - 49 structure replacements programmed
- ▶ **2021 - \$21.473 million**
 - \$3.332 million approved by Transportation Commission to go towards county/city match
 - 31 structure replacements programmed

21

Local Federal Bridge Removal Program



- ▶ **2020 - \$0.771 million**
 - 7 structures to be removed (7 counties)
- ▶ **2021 - \$1.557 million**
 - 11 structures to be removed (7 counties & 2 cities)

22

FU

**FEDERAL AND STATE
FUNDING FOR LOCAL
GOVERNMENTS**

Federal and State Funding Allocation to Local Governments		
	Millions	Federal and/or State
STP - Counties	\$14.0	Federal/State
STP - Cities	\$12.7	Federal/State
Match on STP Funds	\$2.5	Federal/State
Bridge Improvement Grants (BIG)	\$15.4	State
Bridge Inspections	\$2.3	Federal
Safety Projects	\$10.6	Federal
Statewide Striping Projects	\$0.5	State
Railroad Crossing Improvement Projects	\$2.1	Federal
Transportation Alternative Program (TAP)	\$2.3	Federal
Planning and Research Funds	\$2.3	Federal
Transit Planning Funds	\$0.6	Federal
Community Access Grants	\$2.5	State
Industrial Business Grants	\$0.5	State
Agri-Business Grants	\$1.0	State
Local Federal Bridge Replacement Program	\$24.3	Federal/State
Local Federal Bridge Removal Program	\$1.2	Federal
Total	\$94.836	

