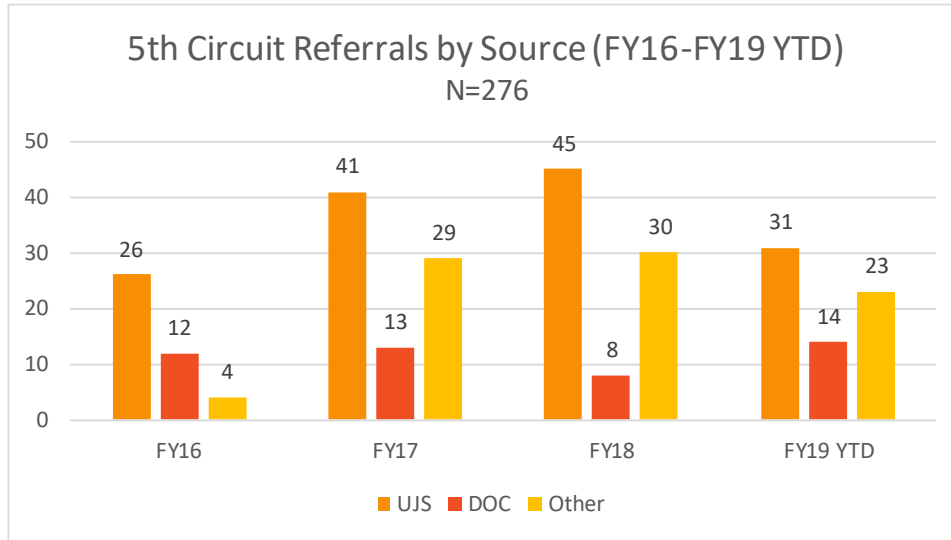


5th Circuit JJRI Service Report

Contracted Agency: Northeastern Mental Health Center (NEMHC), Human Service Agency (HSA)*

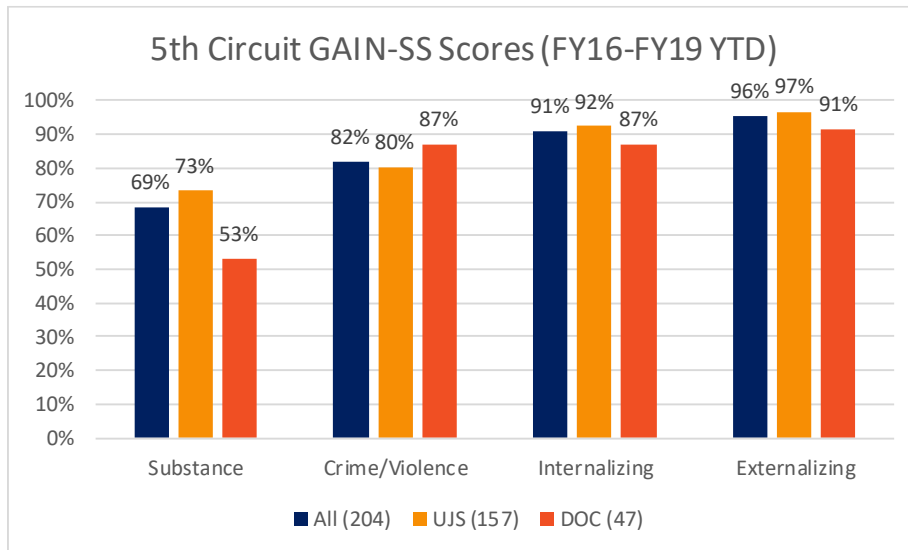
Contracted Services: Functional Family Therapy (FFT), Aggression Replacement Training (ART), Moral Reconciliation Therapy (MRT); Children, Youth and Family (CYF) services and Substance Use Disorder (SUD) services

Since the launch of JJRI services in FY16, there have been 276 referrals in 5th Circuit (FY16-FY19 YTD). Referrals come from the Unified Judicial System (UJS), Department of Corrections (DOC), Child Protection Services (CPS), and other sources such as schools, community providers, diversion programs, etc.



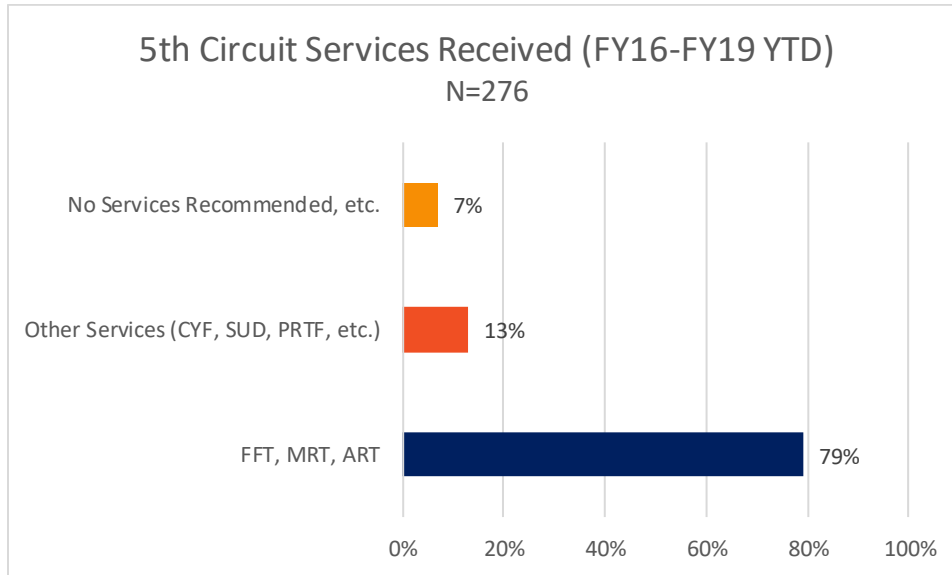
According to GAIN-SS scores submitted by UJS and DOC, 96% of justice-involved youth in 5th Circuit scored moderate/high in externalizing disorders, 91% of youth scored moderate/high in internalizing disorders, 82% of youth scored moderate/high in crime and violence, and 69% of youth scored moderate/high in substance use.

FFT is shown to be effective in addressing externalizing behaviors (acting out, hostility, aggression, etc.) and can also help to address internalizing behaviors (anxiety, depression, etc.). ART is shown to address externalizing behaviors related to aggression and violence. MRT is effective in addressing behaviors related to crime/criminal thinking, and CYT and CBISA address substance use. Community-based CYF and SUD services are also available to address these needs.

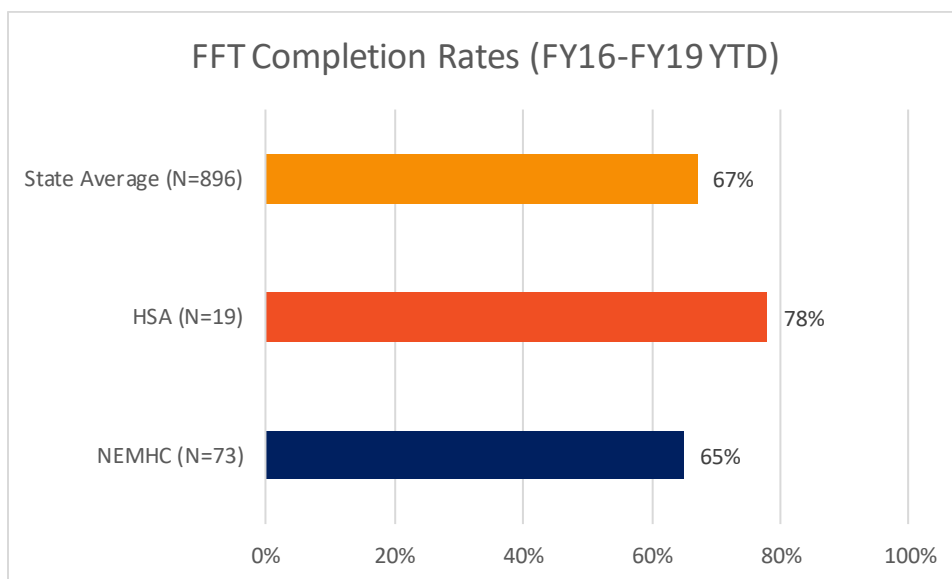


Youth may score moderate/high in multiple areas and may be represented more than once in the data above

Of those referred in 5th Circuit, 79% of youth received a JJRI funded service. Thirteen percent were assessed and determined to already be receiving a service or were clinically appropriate for another service, such as CYF or SUD services. For 7% of referrals, no services were recommended, services were declined, or the youth was unavailable for services.

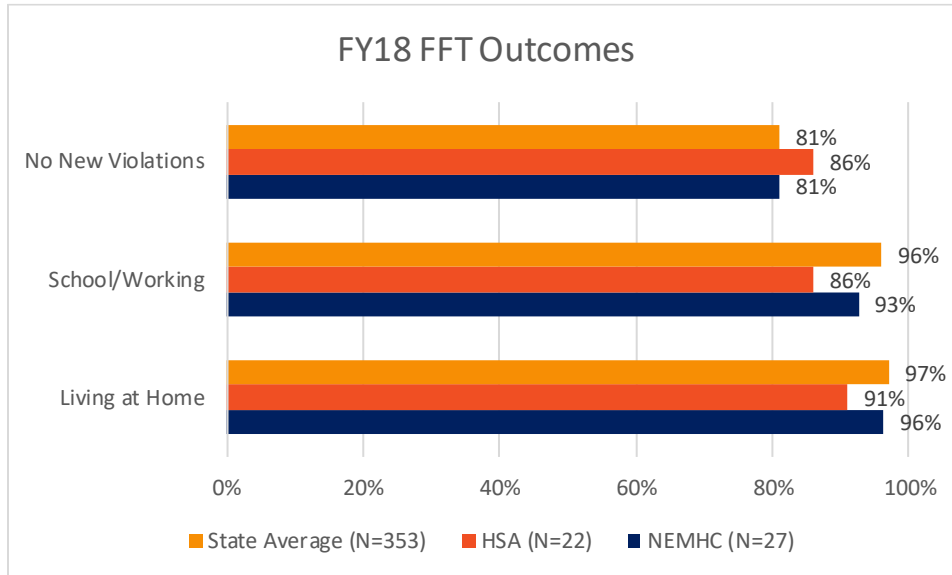


To date, the statewide average successful completion rate for FFT services is 67%, while NEMHC maintains an average successful completion rate of 65%, and HSA has an average completion rate of 78%. Completion rates do not include families who did not complete FFT due to circumstances outside the therapist’s control (i.e., family moved, referred to other services, etc.).

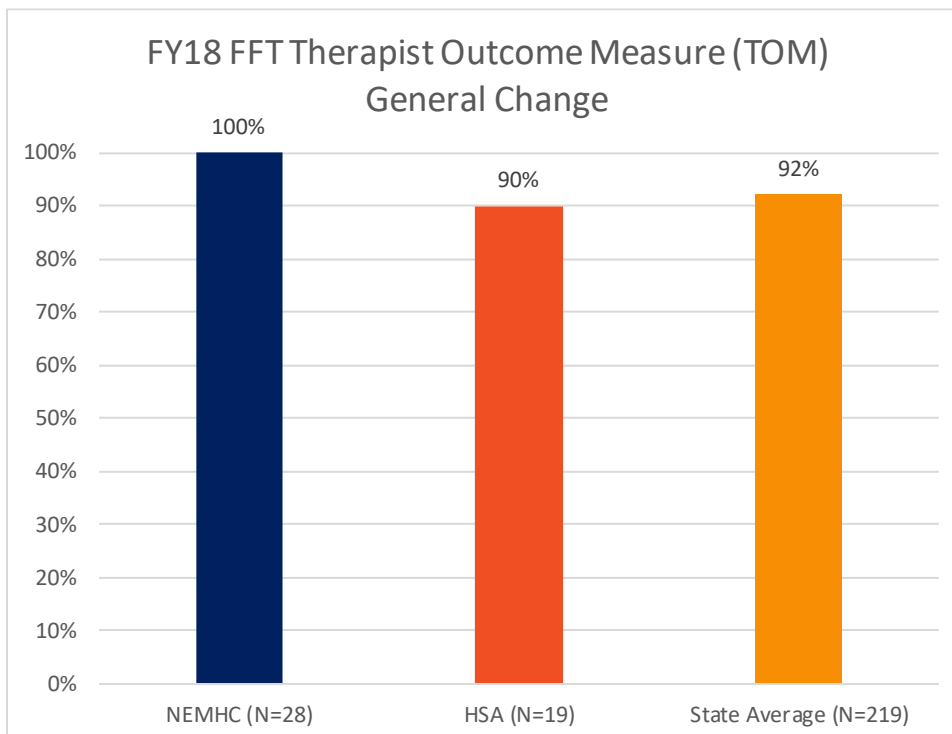


The remaining data in this report reflects outcomes related to FFT services at NEMHC and HSA in FY18.

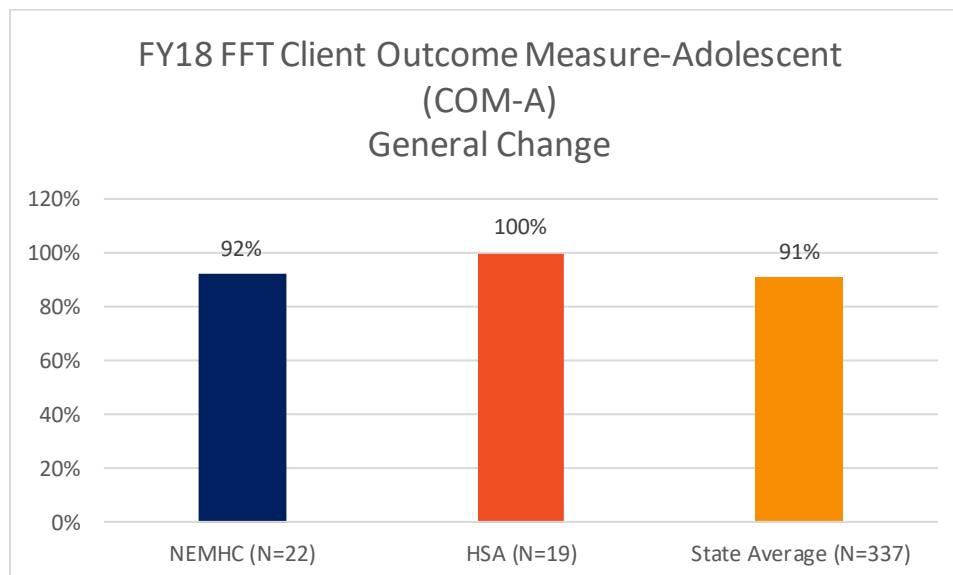
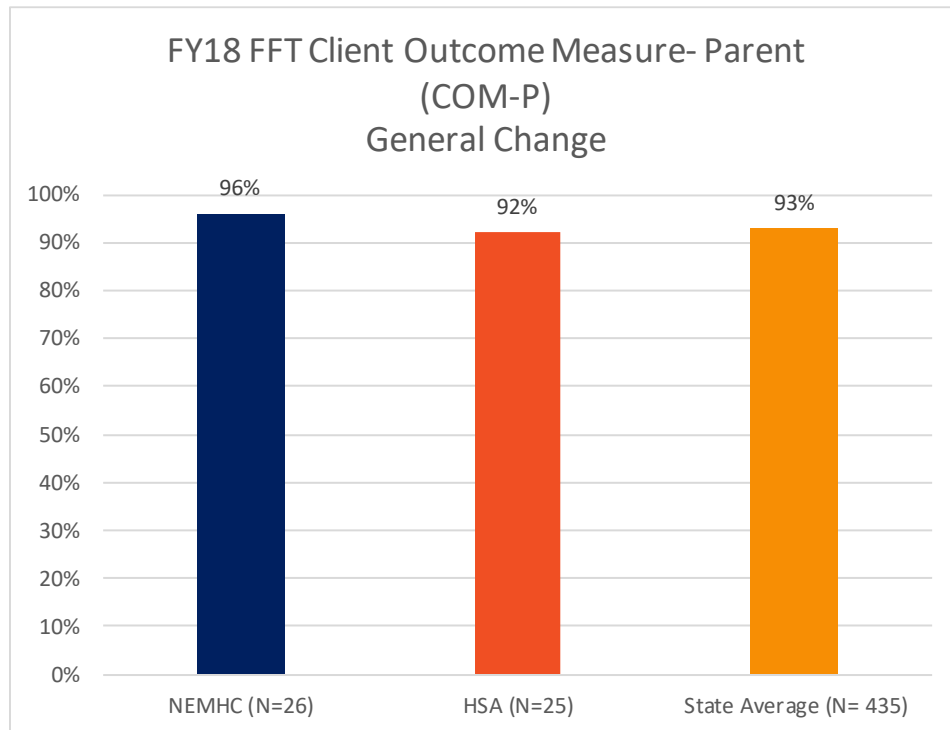
In FY18, 81% of youth who completed FFT services at NEMHC and 86% of youth who completed services at HSA had no new violations, 93% of youth at NEMHC and 86% at HSA remained in school or working, and 96% of youth at NEMHC and 91% at HSA remained living at home. These averages compare closely to statewide averages, as shared below. It should be noted this data reflects information as reported to the FFT therapist and should not be construed as recidivism data, which is provided by UJS and DOC.



The Therapist Outcome Measure (TOM) is a standardized assessment tool completed by the FFT therapist following successful completion of services. Ideally, all families successfully completing FFT services will demonstrate a positive general change at completion of services. In FY18, NEMHC therapists reported seeing a positive general change in 100% of their completed cases, and HSA reported a positive general change in 90% of families. The statewide average was 92%.



The Client Outcome Measure (COM) is a standardized assessment tool completed by the adolescent as well as the parents/guardians. Like the TOM, the COM measures levels of change within the family at successful completion of services. In FY18, 96% of parents (COM-P) and 92% of adolescents (COM-A) who received FFT at NEMHC reported a positive general change in their family at the completion of FFT services. At HSA, 92% of parents and 100% percent of adolescents reported a positive general change. The statewide averages for the COM-P and COM-A were 93% and 91% respectively.



Please note, ART and MRT outcomes are not reflected in this report, as there were not enough referrals in 5th Circuit to maintain those services in FY18. Both services were recently re-implemented at NEMHC in the Brown County area, following an increase in referrals.

*HSA serves Roberts County in 5th Circuit, the data in this report reflects outcomes for all clients served in their catchment area, including 3rd Circuit