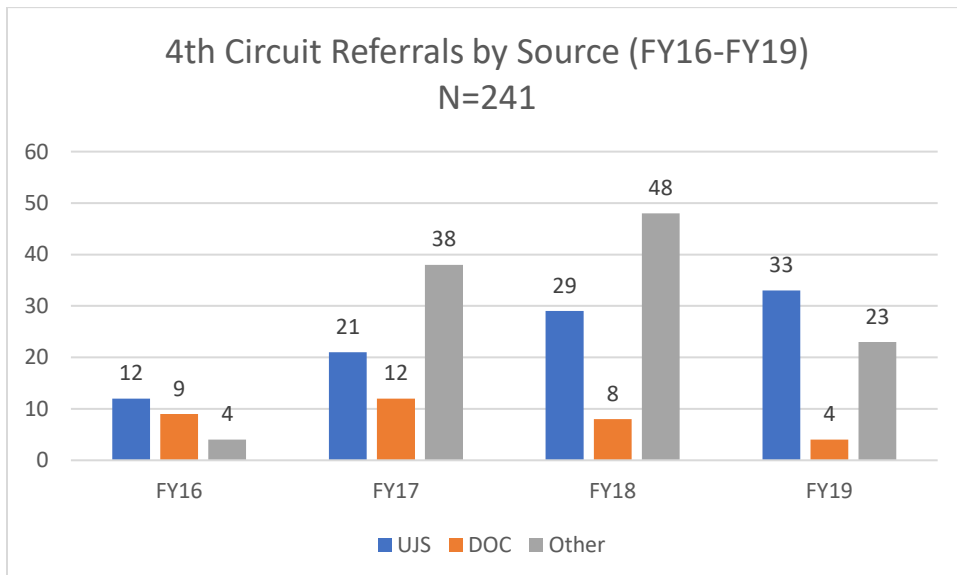
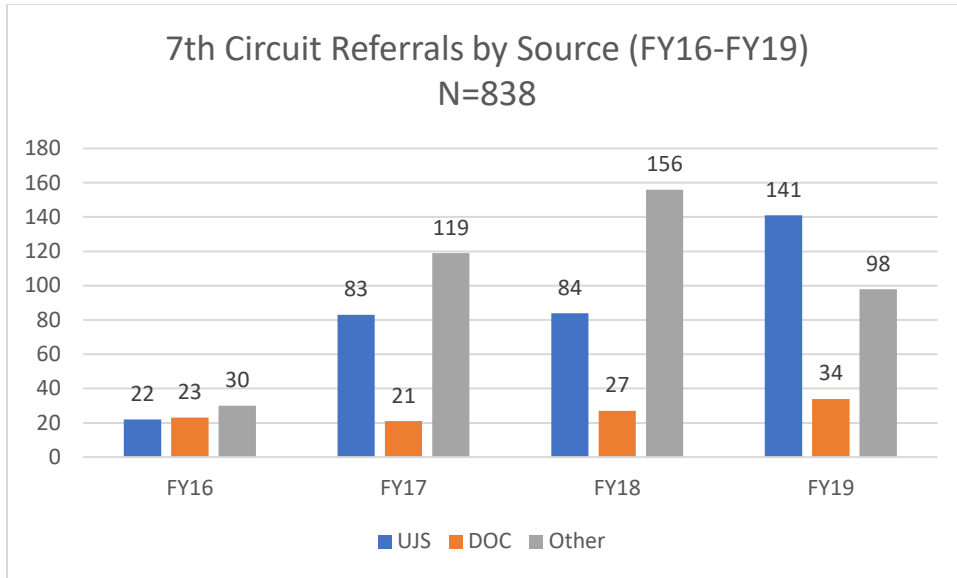


4th and 7th Circuit JJRI Service Report

Contracted Agency: Behavior Management Systems (BMS) and Lutheran Social Services (LSS)

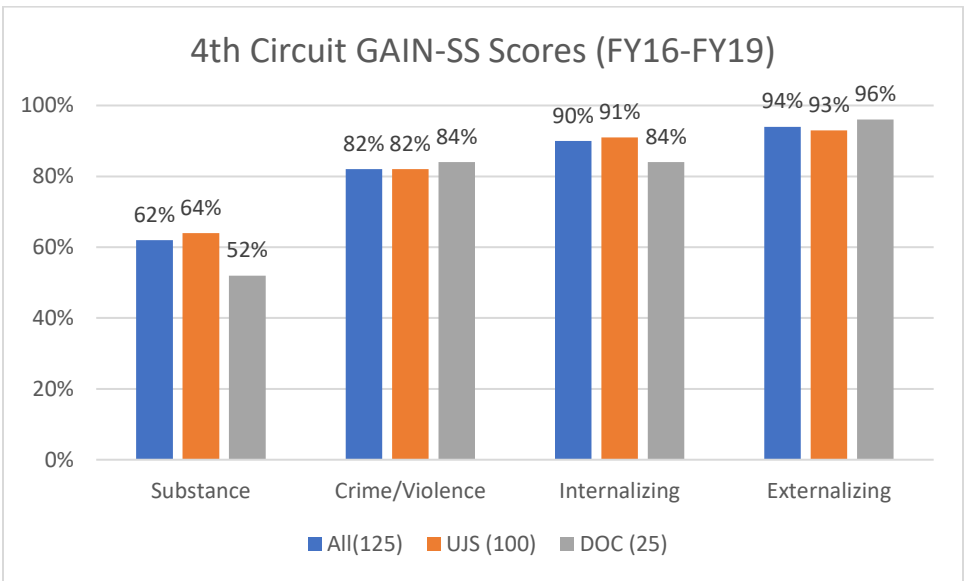
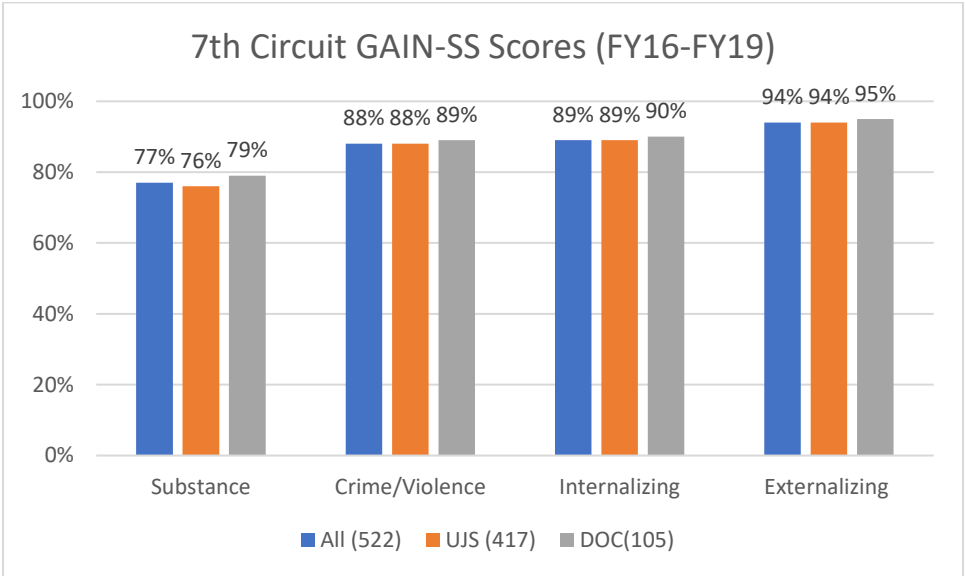
Contracted Services: Functional Family Therapy (FFT), Aggression Replacement Training (ART), Moral Reconciliation Therapy (MRT); Children, Youth and Family (CYF) services, and Substance Use Disorder (SUD) services; including Cannabis Youth Treatment (CYT) and Cognitive Behavioral Interventions for Substance Abuse (CBISA).

Since the launch of JJRI services in FY16, there have been 838 referrals in 7th Circuit, and 241 referrals in 4th Circuit (FY16-FY19). Referrals come from the Unified Judicial System (UJS), Department of Corrections (DOC), Child Protection Services (CPS), and other sources such as schools, community providers, diversion programs, etc.



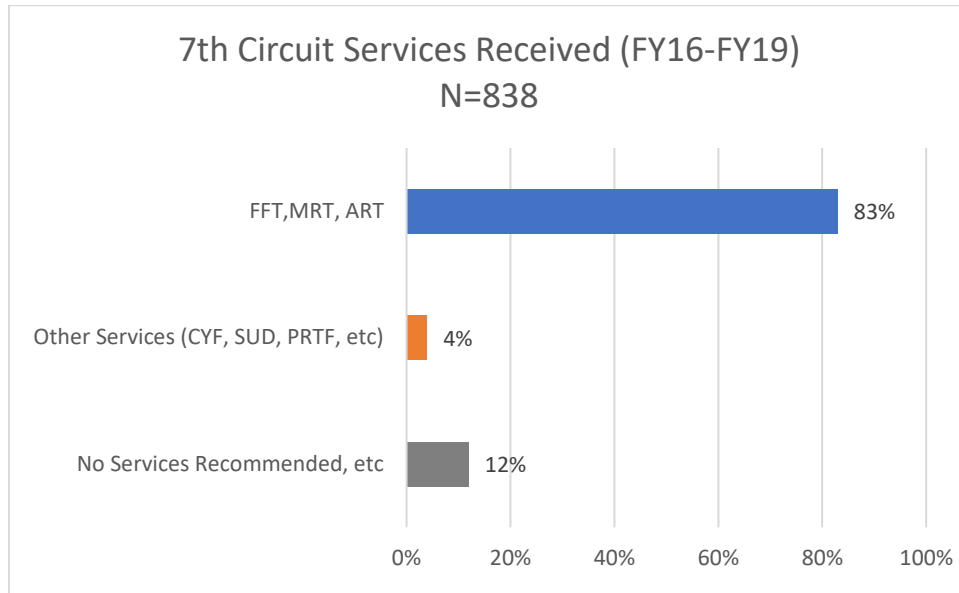
The Global Appraisal of Individual Needs- Short Screener (GAIN-SS) is used to measure needs in areas including externalizing and internalizing disorders, crime and violence, and substance use disorders. According to GAIN-SS scores submitted by UJS and DOC for both 4th and 7th Circuits, most referred youth scored moderate to high in externalizing disorders as well as internalizing disorders. The majority all scored moderate to high in crime and violence as well as substance use.

FFT is shown to be effective to address externalizing behaviors (acting out, hostility, aggression, etc.) and can also help to address internalizing behaviors (anxiety, depression, etc.). ART is shown to address externalizing behaviors related to aggression and violence. MRT is effective in addressing behaviors related to crime/criminal thinking, and CYT and CBISA address substance use. Community-based CYF and SUD services are also available to address these needs.

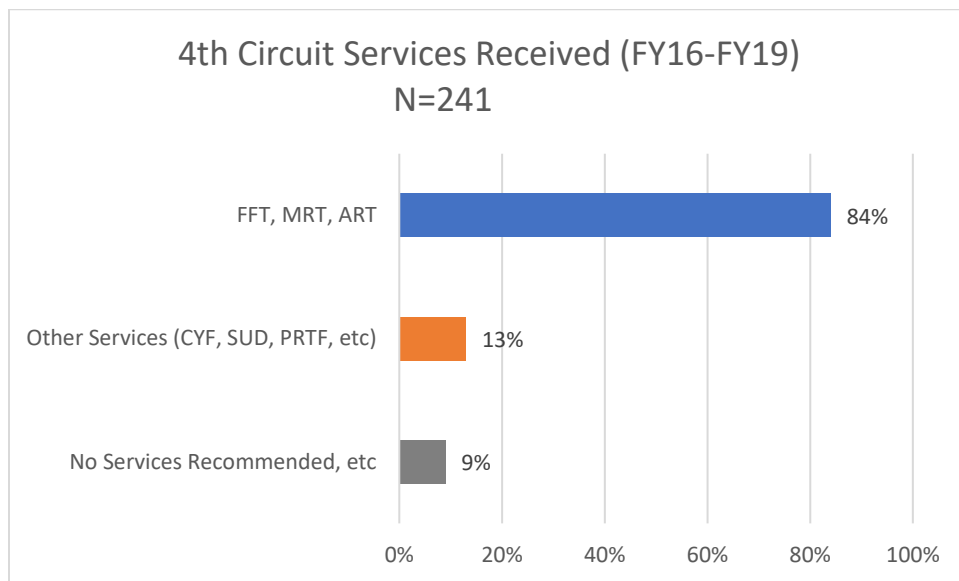


Youth may score moderate/high in multiple areas and may be represented more than once in the data above

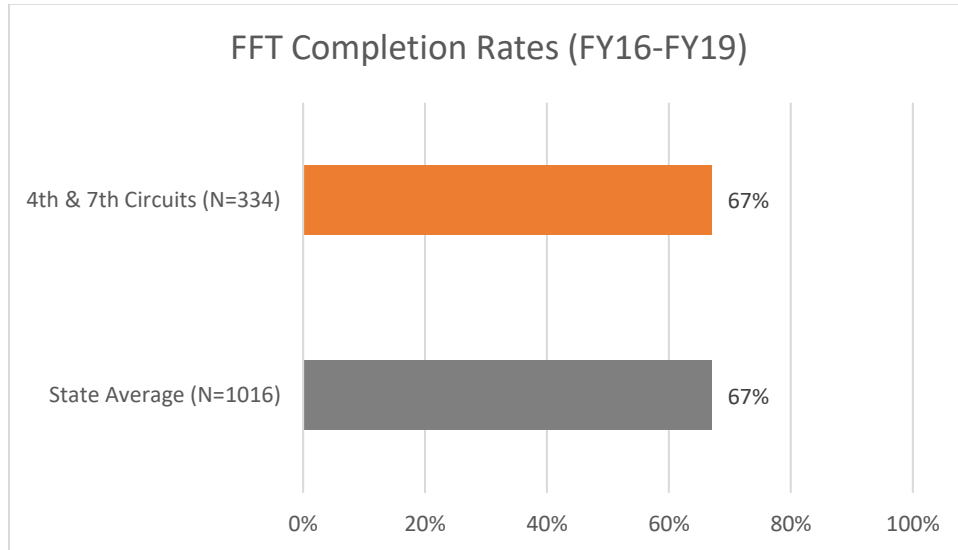
Of those referred in 7th Circuit, 83% of youth received a JJRI funded service. Four percent were assessed and determined to already be receiving a service or were clinically appropriate for another service, such as CYF or SUD services. For 12% of referrals, no services were recommended, services were declined, or the youth was unavailable for services.



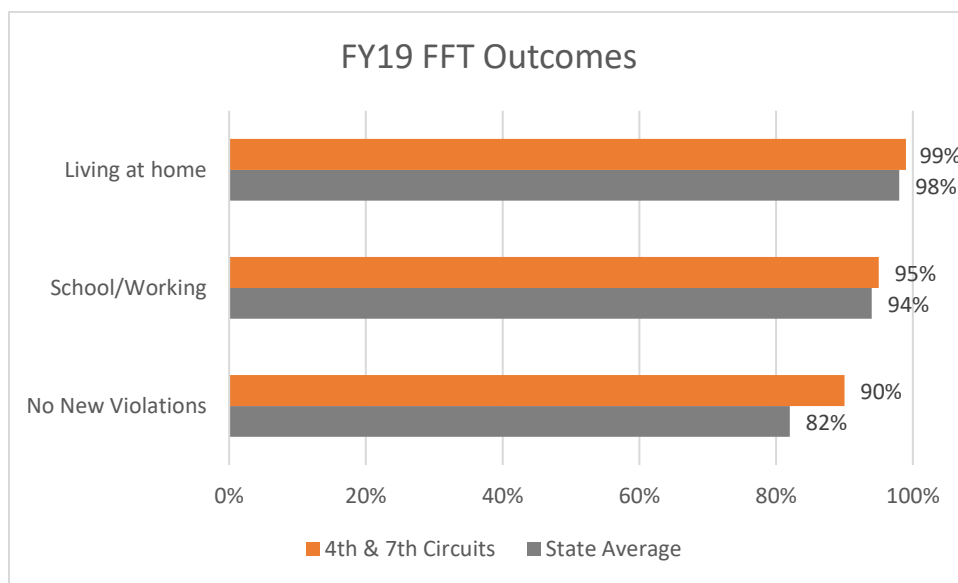
Of those referred in 4th Circuit, 84% of youth received a JJRI funded service. Thirteen percent were assessed and determined to already be receiving a service or were clinically appropriate for another service, such as CYF or SUD services. For 9% of referrals, no services were recommended, services were declined, or the youth was unavailable for services.



To date, the statewide average successful completion rate for FFT services is 67%, the average combined completion rate for 4th and 7th Circuits matches the statewide successful completion rate at 67%. Completion rates do not include families who did not complete FFT due to circumstances outside the therapist’s control (i.e., family moved, referred to other services, etc.).

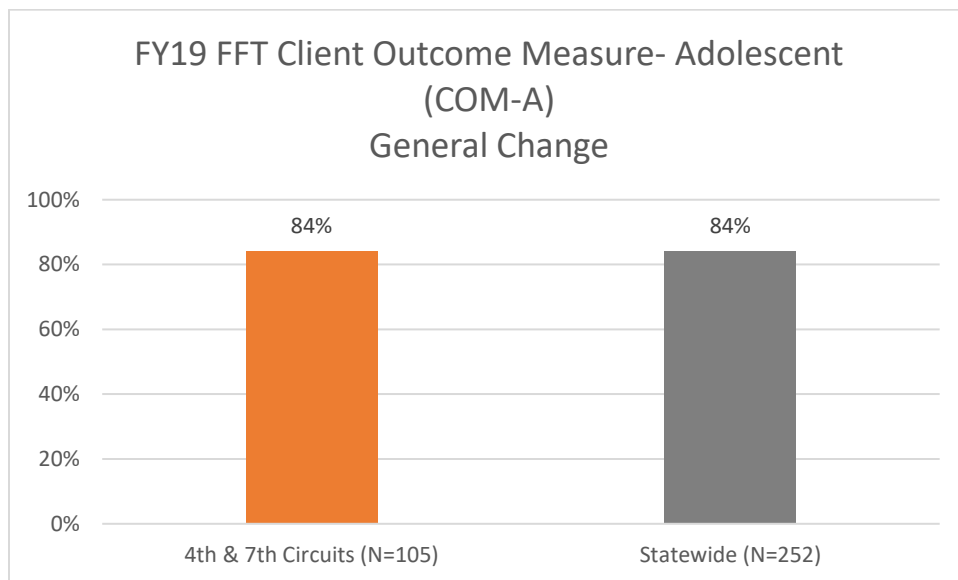
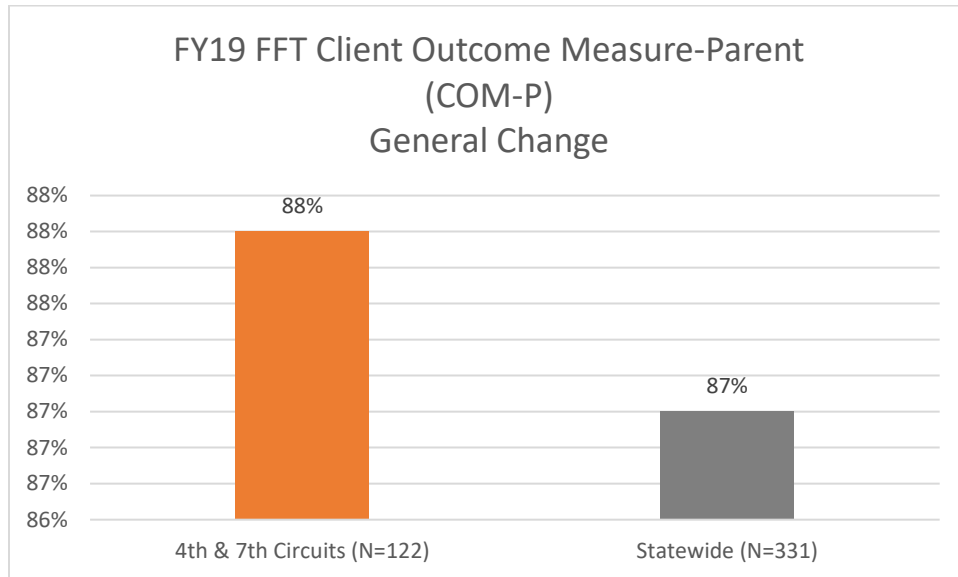


In FY19, 90% of youth who completed FFT services in 4th and 7th Circuits had no new violations, 95% remained in school or working, and 99% remained living at home. These averages compare closely to statewide averages, as shared below. It should be noted this data reflects information as reported to the FFT therapist and should not be construed as recidivism data, which is provided by UJS and DOC.

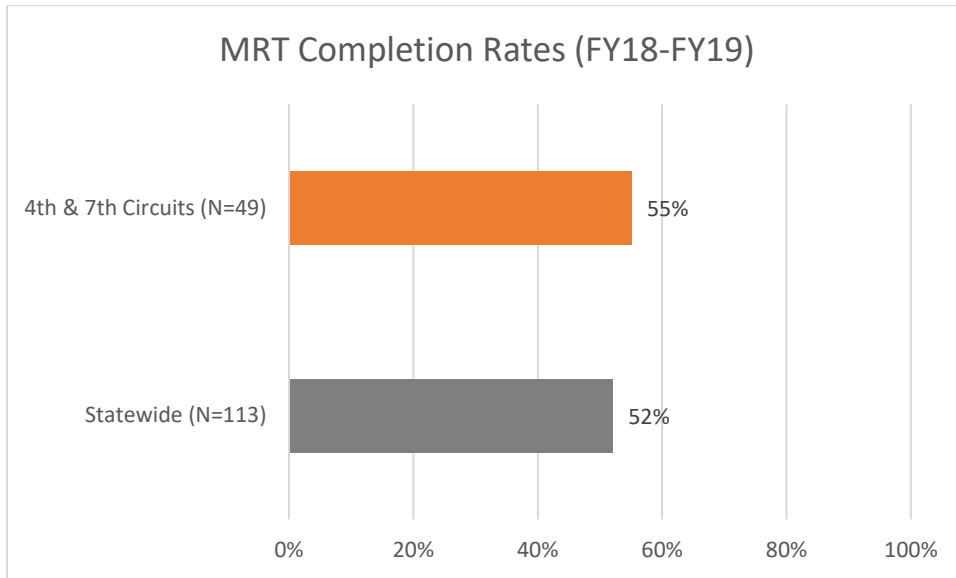


Contains LSS Circuit 2 data. Unable to separate LSS Circuit 2 and LSS Circuit 7 data.

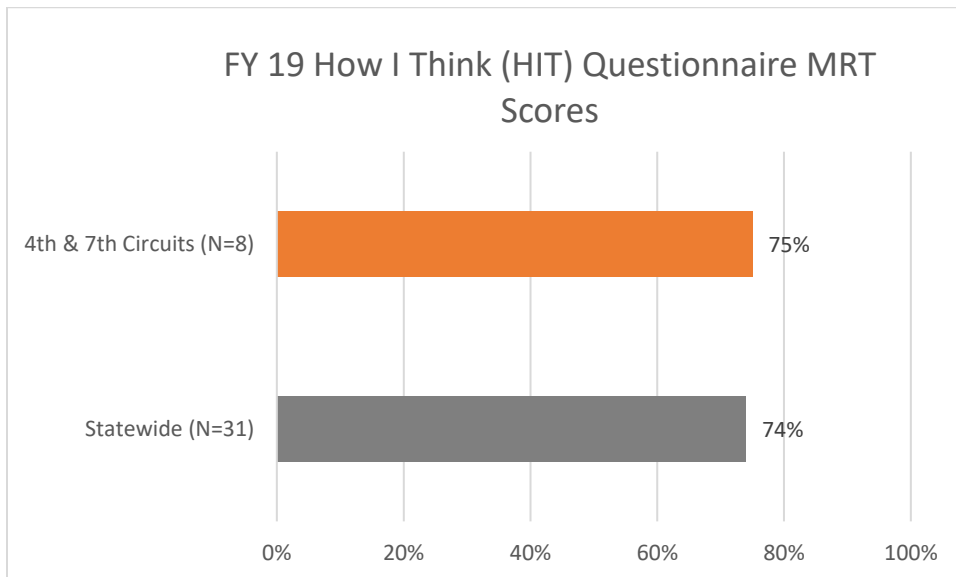
The Client Outcome Measure (COM) is a standardized assessment tool completed by the adolescent as well as the parents/guardians. The COM measures levels of change within the family at successful completion of services. In FY19, 88% of parents (COM-P) and 84% of adolescents (COM-A) who received FFT in 4th and 7th Circuits reported a positive general change in their family at the completion of FFT services. The statewide averages for the COM-P and COM-A were 87% and 84% respectively.



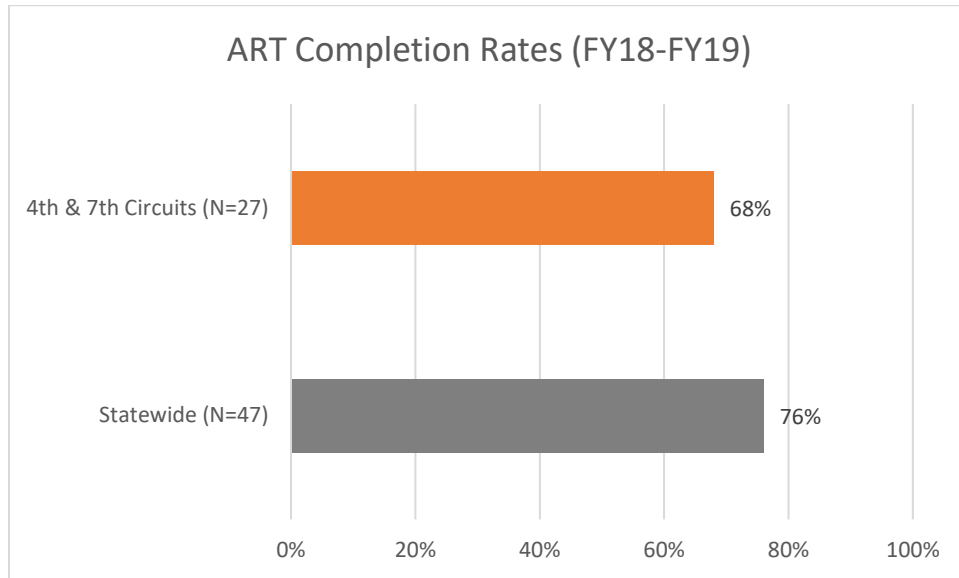
The statewide average successful completion rate for MRT services is 52%, while youth in 4th and 7th Circuits maintained a combined average successful completion rate of 55%. Completion rates do not include families who did not complete MRT due to circumstances outside the therapist's control (i.e., family moved, referred to other services, etc.).



The How I Think (HIT) questionnaire is designed to measure changes in levels of criminal thinking. The HIT is administered at intake and successful discharge from MRT services. In FY19, 75% of youth who completed MRT services in 4th or 7th Circuits saw an overall improvement in levels of criminal thinking. The statewide average percent of youth who showed improvement is 74%.



The statewide average successful completion rate for ART services is 76%, while youth in 4th and 7th Circuits maintained a combined average successful completion rate of 68%. Completion rates do not include families who did not complete ART due to circumstances outside the therapist’s control (i.e., family moved, referred to other services, etc.).



The Aggression Questionnaire (AQ) is designed to measure changes in levels of aggression. The AQ is administered at intake and successful discharge from ART services. In FY19, 100% of youth who completed ART services in 4th and 7th Circuits saw an overall improvement in levels of aggression. The statewide average percent of youth who showed improvement is 67%.

