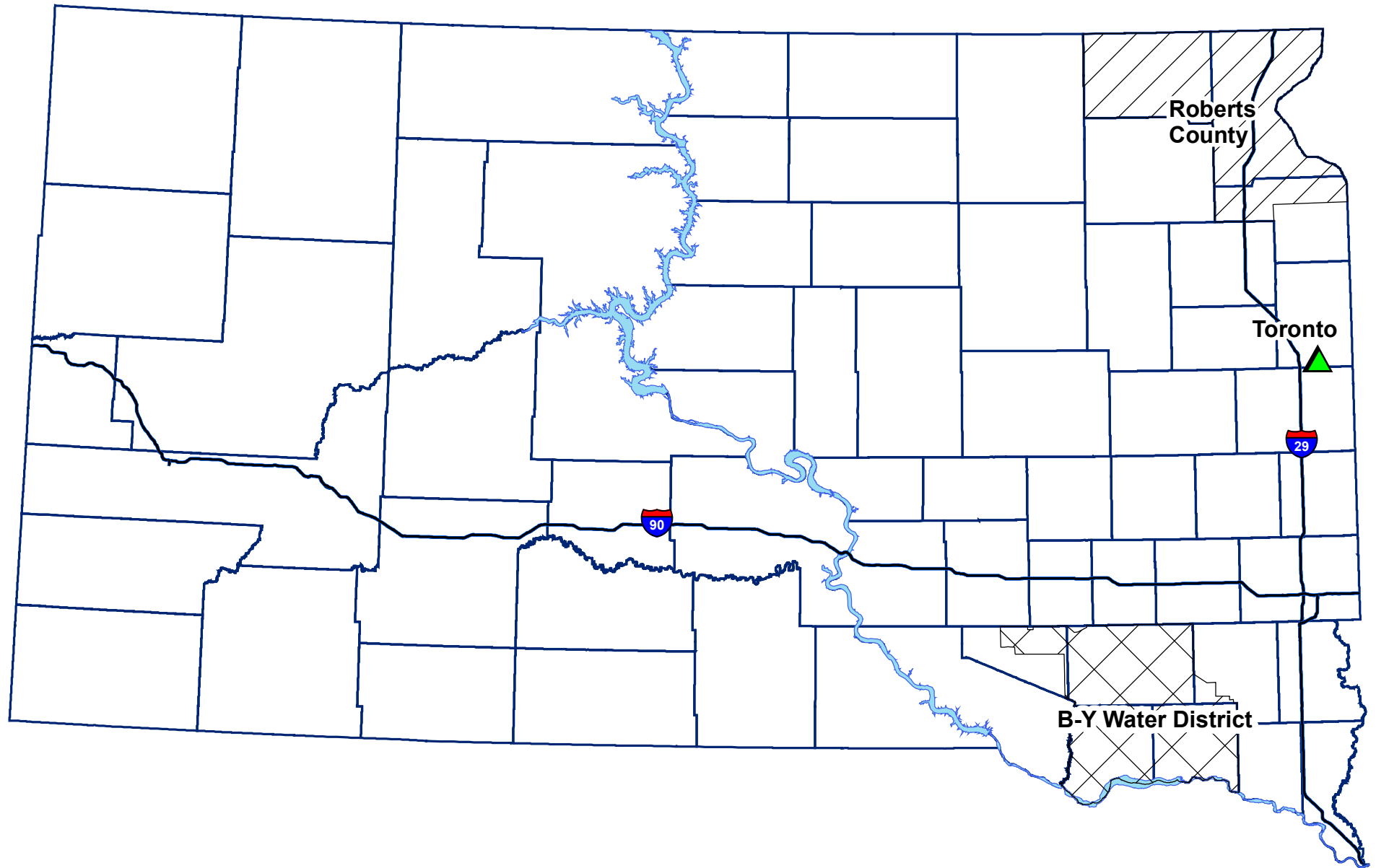


# State Water Plan

## June 2025



## State Water Facilities Plan Applicants

<b>Project Sponsor</b>	<b>Description</b>	<b>Projected State Funding (\$)</b>	<b>Recommendation</b>
B-Y Water District	Water Line Relocation	\$13,200,000	Place on Facilities Plan
B-Y Water District	Automatic Read Meter Upgrades	\$4,000,000	Place on Facilities Plan
Roberts County	Solid Waste Disposal Cell Construction	\$2,000,000	Place on Facilities Plan
Toronto	Water Line Relocation	\$700,000	Place on Facilities Plan

Staff is recommending that the following projects be added to *Attachment I – Project Priority* list of the 2025 Clean Water SRF Intended Use Plan:

<b>Priority Points</b>	<b>Loan Recipient</b>	<b>Estimated Loan Amount</b>	<b>Expected Loan Rate &amp; Term</b>
16	Pierre	\$516,000	3.25%, 10 years
16	Roberts County	\$2,000,000	3.75%, 30 years

Staff is recommending that the following projects be added to *Attachment I – Project Priority* list of the 2025 Drinking Water SRF Intended Use Plan:

<b>Priority Points</b>	<b>Loan Recipient</b>	<b>Estimated Loan Amount</b>	<b>Expected Loan Rate &amp; Term</b>
177	Deer Mountain Sanitary District	\$450,000	3.50%, 30 years
138	Randall Community Water District	\$5,000,000	3.50%, 30 years
77	Toronto	\$700,000	3.25%, 30 years
18	B-Y Water District	\$4,000,000	3.25%, 10 years
8	B-Y Water District	\$13,200,000	3.75%, 30 years

## June 2025

### Available Funds Summary

#### AMERICAN RESCUE PLAN ACT (ARPA) GRANTS

2022 Appropriation:	\$	600,000,000
Reversions:	\$	37,794,024.47
Awarded to Date:	\$	(637,782,038.98)
Available for Award:	\$	<u>11,985.49</u>

2024 SB 53 Section 1 Appropriation:	\$	89,384,221
2024 SB 53 Section 2 Authority Transfer:	\$	4,538,980
Reversions:	\$	-
Awarded to Date:	\$	(93,923,201)
Available for Award:	\$	<u>-</u>

#### CONSOLIDATED WATER FACILITIES CONSTRUCTION PROGRAM

Available Funds:	\$	444
Reversions:	\$	393,822
Available for Award:	\$	<u>394,266</u>

#### CLEAN WATER SRF WATER QUALITY GRANTS

Available Funds:	\$	311
2025 IUP Allocation:	\$	200,000
Reversions:	\$	-
Awarded to Date:	\$	(200,000)
Available for Award:	\$	<u>311</u>

## June 2025 Available Funds Summary

### DRINKING WATER SRF PRINCIPAL FORGIVENESS

Prior Year Principal Forgiveness Allocations:	\$	46,672,520
FFY-25 Required:	\$	1,526,840
Reverted Principal Forgiveness:	\$	-
Awarded to Date:	\$	(47,319,980)
Available For Award:	\$	<b>879,380</b>
Princ. Forg. for Disadvantaged Communities Maximum:	\$	25,525,328
Princ. Forg. for Disadvantaged Communities Minimum:	\$	3,985,680
FFY-25 Maximum Allowed:	\$	3,817,100
FFY-25 Minimum Required:	\$	1,308,720
Reverted Principal Forgiveness:	\$	-
Awarded to Date:	\$	(23,630,108)
Maximum Available For Award:	\$	<b>5,712,320</b>
Current Required Amount to be Awarded:	\$	<b>748,720</b>
BIL Supplemental PF for Disadvantaged Communities:	\$	30,395,680
FFY-25 Required Allocation:	\$	12,200,020
Reverted Principal Forgiveness:	\$	-
Awarded to Date:	\$	(29,030,756)
Available For Award:	\$	<b>13,564,944</b>
BIL Emerging Contaminants Principal Forgiveness:	\$	24,337,000
FFY-25 Maximum Allocation:	\$	7,640,000
FFY-25 Transfer from CWSRF Allocation:	\$	-
Reverted Principal Forgiveness:	\$	-
Awarded to Date:	\$	(30,925,000)
Available For Award:	\$	<b>1,052,000</b>
BIL Lead Service Line PF for Disadvantaged Communities:	\$	14,528,500
FFY-25 Maximum Allocation:	\$	14,038,500
Reverted Principal Forgiveness:	\$	-
Awarded to Date:	\$	(490,000)
Available For Award:	\$	<b>28,077,000</b>

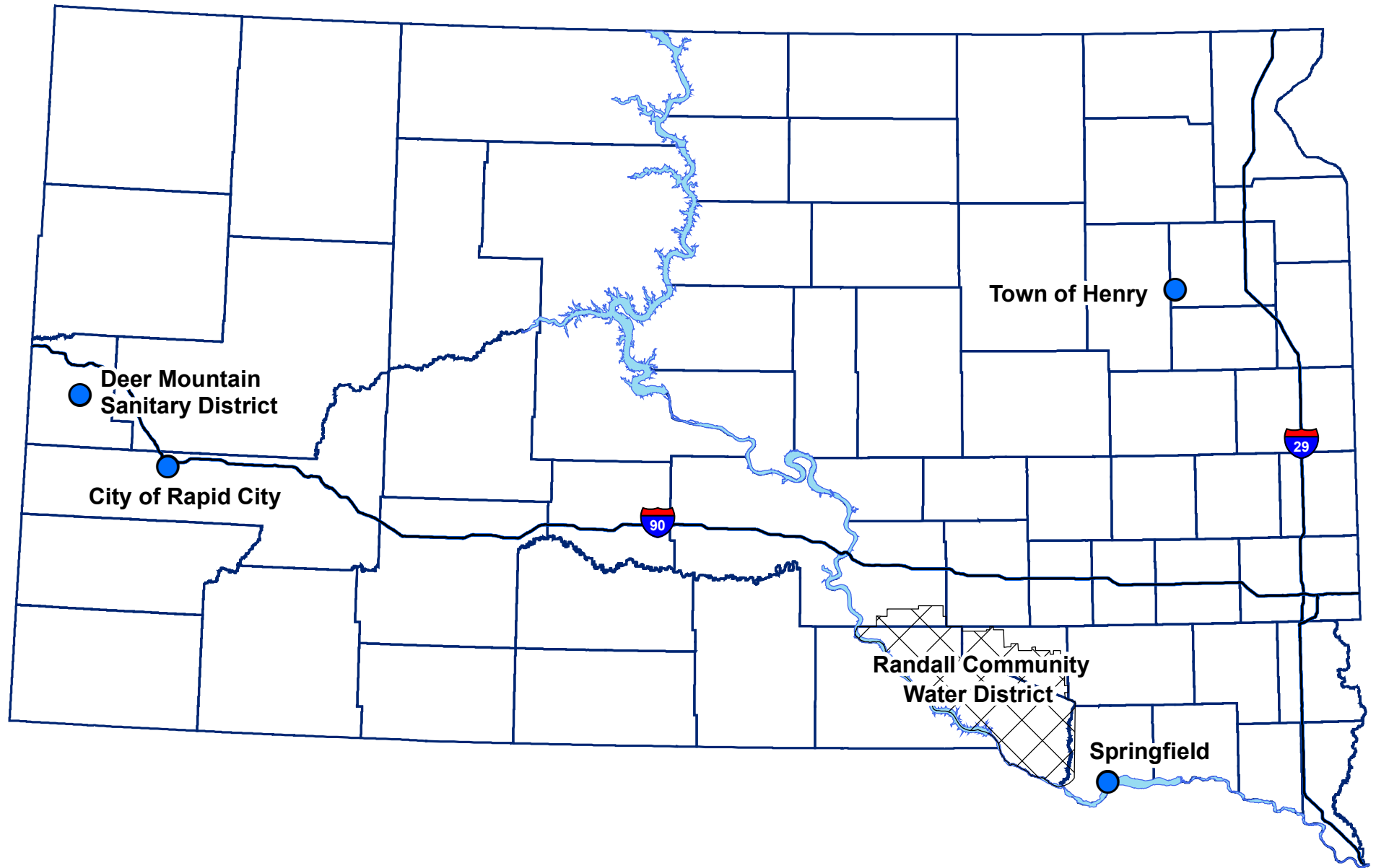
## June 2025 Available Funds Summary

### CLEAN WATER SRF PRINCIPAL FORGIVENESS

Prior Year Principal Forgiveness Maximum:	\$	33,203,097
Prior Year Principal Forgiveness Minimum:	\$	10,325,181
FFY-25 Maximum Allowed:	\$	3,115,200
FFY-25 Minimum Required:	\$	1,557,600
Reverted Principal Forgiveness:	\$	-
Awarded to Date:	\$	(33,900,047)
Maximum Available For Award:	\$	<b>2,418,250</b>
Current Required Amount to be Awarded:	\$	<b>156,250</b>
BIL Supplemental PF for Disadvantaged Communities:	\$	14,766,150
FFY-25 Maximum Allocation:	\$	5,926,060
Reverted Principal Forgiveness:	\$	865,000
Awarded to Date:	\$	(20,646,150)
Available For Award:	\$	<b>911,060</b>
BIL Emerging Contaminants Principal Forgiveness:	\$	2,545,000
FFY-25 Maximum Allocation:	\$	1,043,000
Transferred to DWSRF Allocation:	\$	(1,502,000)
Reverted Principal Forgiveness:	\$	-
Awarded to Date:	\$	-
Available For Award:	\$	<b>2,086,000</b>

# Drinking Water Funding Applications

## June 2025



## **DRINKING WATER FACILITIES FUNDING APPLICATION FINANCIAL ANALYSIS SUMMARY**

**APPLICANT:** Deer Mountain Sanitary District DW-03

**Total Project Cost:** \$5,671,350

**BWNR Funding Assistance Requested:** \$450,000

**Rate/Term:** 3.50% / 30 years

**Security Pledged For Repayment Of Loan:** Project Surcharge

### **Staff Analysis**

- 1) Deer Mountain has passed a new rate that will go into effect July 1, 2025. The rate is based on usage volume and will be \$70.00 per 5,000 gallons.
- 2) If funding is provided as all loan, Deer Mountain Sanitary District will need to implement a surcharge of \$19.10 which would bring rates to \$89.10. Staff analysis indicates \$15.00 of the new rate is to be used for this loan surcharge, with a rate restructure total rates of \$74.10 per 5,000 gallons are anticipated.

**Funding Recommendation:** Award a \$450,000 Drinking Water State Revolving Fund loan at 3.50% for 30 years.

**Debt Service Coverage:** 110% based project surcharge of \$19.10

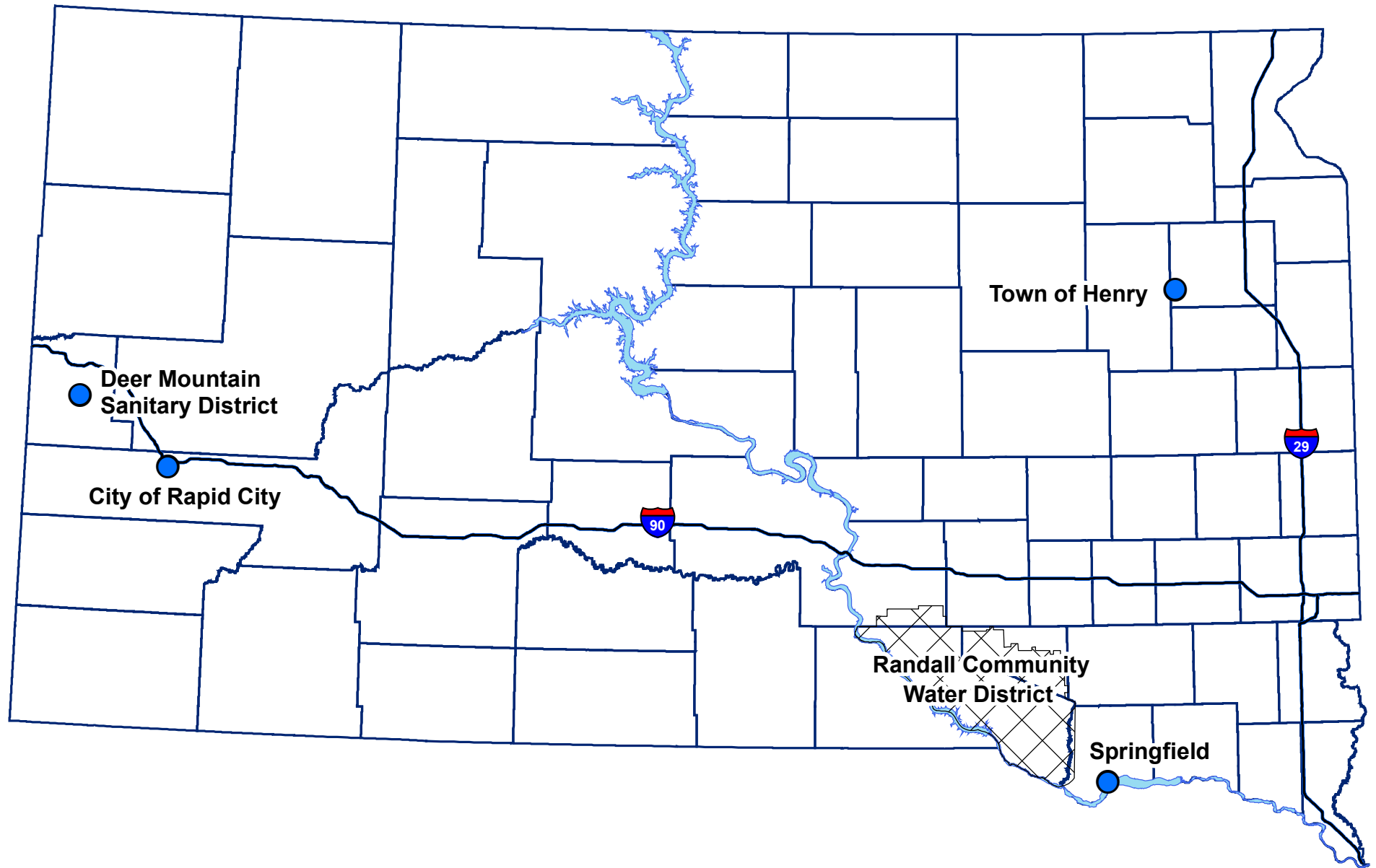
### **Loan Contingencies:**

- 1) Contingent upon the Borrower adopting a bond resolution and the resolution becoming effective.
- 2) Contingent upon the Borrower establishing a surcharge at a level sufficient to provide the required debt coverage.



# Drinking Water Funding Applications

## June 2025



## **DRINKING WATER FACILITIES FUNDING APPLICATION FINANCIAL ANALYSIS SUMMARY**

**APPLICANT:** Randall Community Water District DW-06

<b>Total Project Cost:</b>	\$111,156,550
<b>BWNR Funding Assistance Requested:</b>	\$5,000,000
<b>Rate/Term:</b>	3.50% / 30 Years
<b>Security Pledged For Repayment Of Loan:</b>	System Revenue

### **Staff Analysis**

- 1) If all funding is provided as a loan, Randall Community Water District would have 164% coverage based on current rates of \$65.10 per 7,000 gallons, and anticipated revenues at the time of repayment beginning.

**Funding Recommendation:** Award a \$5,000,000 Drinking Water SRF loan at 3.50% for 30 years.

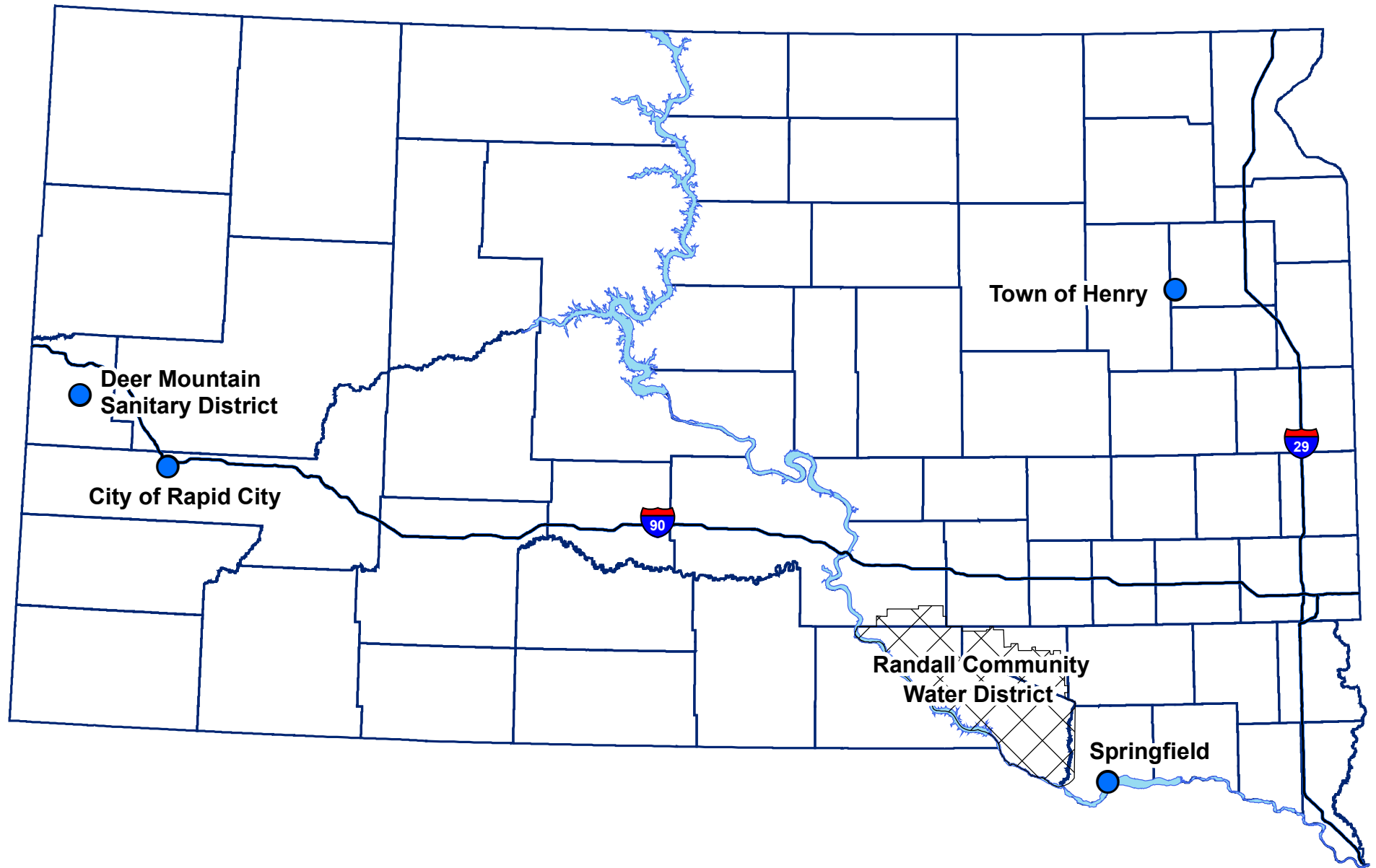
**Debt Service Coverage:** 164% based on current rates.

### **Loan Contingencies:**

- 1) Contingent upon the Borrower adopting a bond resolution and the resolution becoming effective.
- 2) Contingent upon an Intercreditor Agreement being approved and executed by Cobank, Randall Community Water District and the District.

# Drinking Water Funding Applications

## June 2025



## **DRINKING WATER FACILITIES FUNDING APPLICATION FINANCIAL ANALYSIS SUMMARY**

**APPLICANT:** Henry DW-02

<b>Total Project Cost:</b>	\$4,075,170
<b>BWNR Funding Assistance Requested:</b>	\$4,075,170
<b>Rate/Term:</b>	2.75% / 30 Years
<b>Security Pledged For Repayment Of Loan:</b>	Project Surcharge

### **Staff Analysis**

- 1) Current rates are at \$50.25 per 5,000 gallons. If funding is provided as all loan, a surcharge of \$150.25 would be needed to meet the required debt coverage, which would bring overall rates to \$200.50.
- 2) At the recommended funding level, a surcharge of \$22.55 would be required. Staff analysis indicates Henry's current rates are not sufficient for annual operation and maintenance expenses and need to increase to \$55.00 per month. With the recommended surcharge, total rates of \$77.55 are anticipated.
- 3) The 2.75% interest rate is 0.25% lower than the standard rate and term. This project has been selected for compliance with Build American, Buy American material procurement requirements. The board adopted rates in November 2023 to allow for projects meeting this requirement to receive a 0.25% interest rate reduction.

**Funding Recommendation:** Award a \$4,075,000 Drinking Water SRF loan at 2.75% for 30 years with 85.1% principal forgiveness not to exceed \$3,464,000.

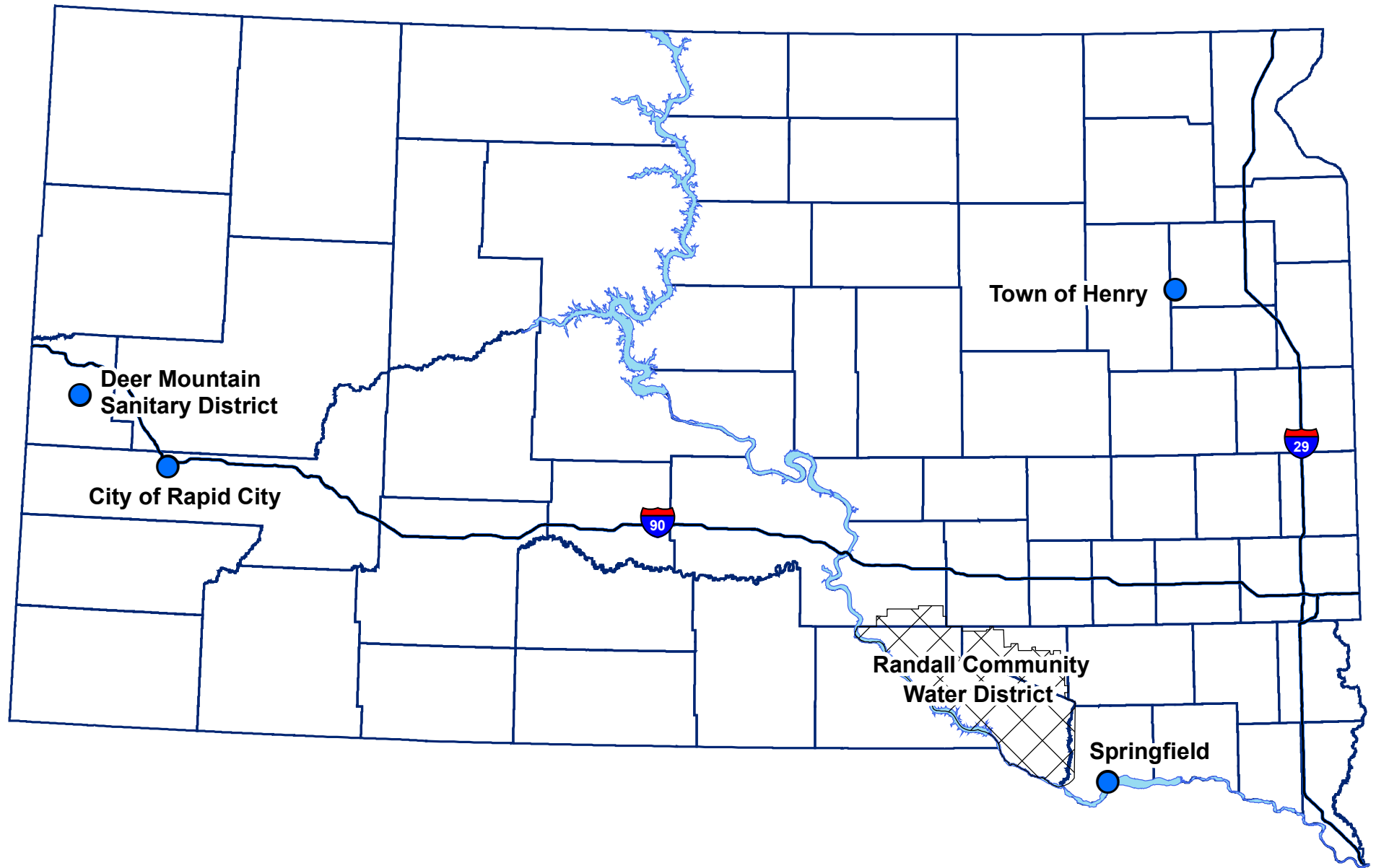
**Debt Service Coverage:** 110% based on a \$22.55 surcharge.

### **Loan Contingencies:**

- 1) Contingent upon the Borrower adopting a bond resolution and the resolution becoming effective.
- 2) Contingent upon the Borrower establishing a surcharge at a level sufficient to provide the required debt coverage.
- 3) Contingent upon receipt of the 2025 Drinking Water State Revolving Fund capitalization grant from EPA.

# Drinking Water Funding Applications

## June 2025



## **DRINKING WATER FACILITIES FUNDING APPLICATION FINANCIAL ANALYSIS SUMMARY**

**APPLICANT:** Rapid City DW-05

<b>Total Project Cost:</b>	\$3,932,000
<b>BWNR Funding Assistance Requested:</b>	\$3,932,000
<b>Rate/Term:</b>	3.50% / 30 years
<b>Security Pledged For Repayment Of Loan:</b>	Project Surcharge

### **Staff Analysis**

- 1) Current rates are \$51.81 per 5,000 gallons. If funding is provided as all loan, a surcharge of \$0.85 would be needed to meet the required debt coverage, bringing total rates to \$52.66.

**Funding Recommendation:** Award a \$3,932,000 Drinking Water State Revolving Fund loan at 3.50% for 30 years.

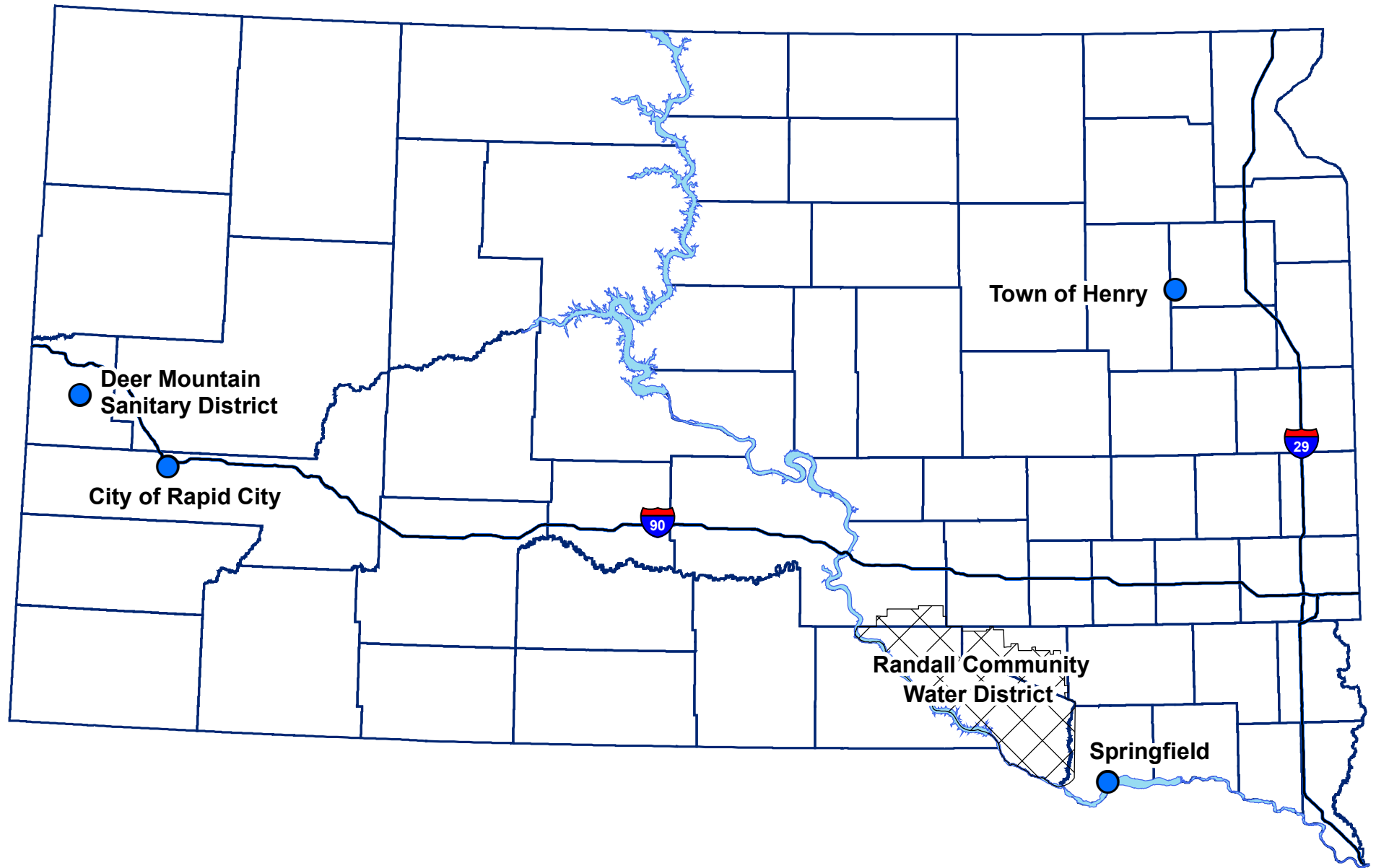
**Debt Service Coverage:** 110% based project surcharge of \$0.85

### **Loan Contingencies:**

- 1) Contingent upon the Borrower adopting a bond resolution and the resolution becoming effective.
- 2) Contingent upon the Borrower establishing a surcharge at a level sufficient to provide the required debt coverage.

# Drinking Water Funding Applications

## June 2025



## **DRINKING WATER FACILITIES FUNDING APPLICATION FINANCIAL ANALYSIS SUMMARY**

**APPLICANT:** Springfield DW-02

<b>Total Project Cost:</b>	\$505,000
<b>BWNR Funding Assistance Requested:</b>	\$505,000
<b>Rate/Term:</b>	3.25% / 30 years
<b>Security Pledged For Repayment Of Loan:</b>	Project Surcharge

### **Staff Analysis**

- 1) Current rates are \$75.00 per 5,000 gallons. If funding is provided as all loan, a surcharge of \$6.20 would be needed to meet the required debt coverage.
- 2) Staff analysis indicates Springfield can restructure their rates and stay at the current level of \$75.00 per 5,000 gallons.

**Funding Recommendation:** Award a \$505,000 Drinking Water State Revolving Fund loan at 3.25% for 30 years.

**Debt Service Coverage:** 110% based project surcharge of \$6.20

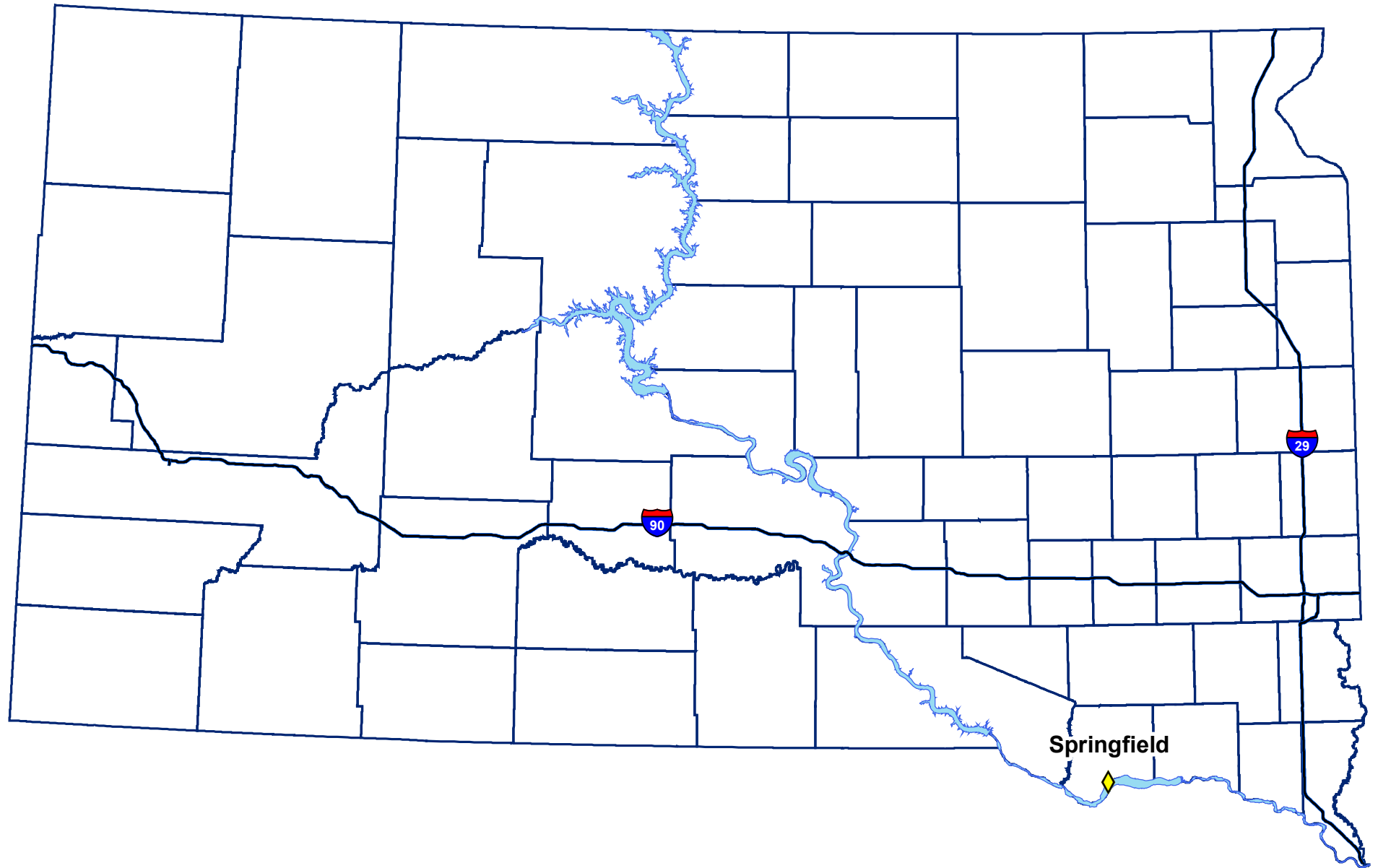
### **Loan Contingencies:**

- 1) Contingent upon the Borrower adopting a bond resolution and the resolution becoming effective.
- 2) Contingent upon the Borrower establishing a surcharge at a level sufficient to provide the required debt coverage.



# Sanitary/Sewer Funding Applications

## June 2025



**SANITARY/STORM SEWER FACILITIES FUNDING APPLICATION  
FINANCIAL ANALYSIS SUMMARY**

**APPLICANT:** Springfield CW-02

**Total Project Cost:** \$565,000

**BWNR Funding Assistance Requested:** \$565,000

**Rate/Term:** 3.75% / 30 years

**Security Pledged For Repayment Of Loan:** Project Surcharge

**Staff Analysis**

- 1) Current rates are \$24.00 per 5,000 gallons.
- 2) If funding is provided as all loan Springfield will need to implement a surcharge of \$7.40 per user which would bring rates to \$31.40 per 5,000 gallons.

**Funding Recommendation:** Award a \$565,000 Clean Water State Revolving Fund loan at 3.75% for 30 years.

**Debt Service Coverage:** 110% based on project surcharge of \$7.40

**Loan Contingencies:**

- 1) Contingent upon the Borrower adopting a bond resolution and the resolution becoming effective.
- 2) Contingent upon the Borrower establishing a surcharge at a level sufficient to provide the required debt coverage.

## **SANITARY/STORM SEWER FACILITIES FUNDING APPLICATION FINANCIAL ANALYSIS SUMMARY**

**APPLICANT:** Pierre CW-10 - Additional Funds

<b>Total Project Cost:</b>	\$2,145,000
<b>BWNR Funding Assistance Requested:</b>	\$2,145,000
<b>Rate/Term:</b>	3.25% / 10 Years
<b>Security Pledged For Repayment Of Loan:</b>	Sales Tax Revenue

### **Staff Analysis**

- 1) In March 2024, Pierre was awarded a \$1,303,200 Clean Water SRF loan and a \$325,800 SWMP grant, totaling \$1,629,000. The project has been bid and costs are higher than previously awarded funding. Pierre has submitted a request for an additional \$516,000 of funding, bring the total funding requested to \$2,145,000.
- 2) Pierre has pledged Sales Tax Revenue for debt repayment. If funding is provided as all loan, current sales tax revenues will provide 1512% coverage, which exceeds the 120% requirement.

**Funding Recommendation:** Rescind Resolution #2024-73 which awarded the original Clean Water SRF loan and award a new \$1,819,200 Clean Water SRF loan at 3.25% for 10

**Debt Service Coverage:** years. 1512% based on sales tax revenues

### **Loan Contingencies:**

- 1) Contingent upon the Borrower adopting a bond resolution and the resolution becoming effective.

## **SANITARY/STORM SEWER FACILITIES FUNDING APPLICATION FINANCIAL ANALYSIS SUMMARY**

**APPLICANT:** Webster CW-07 - Additional Funds

<b>Total Project Cost:</b>	\$	1,964,000
<b>BWNR Funding Assistance Requested:</b>	\$	1,964,000
<b>Rate/Term:</b>		3.75% / 30 Years
<b>Security Pledged For Repayment Of Loan:</b>		Project Surcharge

### **Staff Analysis**

- 1) In March 2025, Webster was awarded a \$1,129,000 Clean Water SRF loan. The consultant has developed revised cost estimates based on other recent bids and a funding shortfall is anticipated. Webster has submitted a request for an additional \$835,000 of funding bringing the total funding requested to \$1,964,000.
- 2) Current rates are at \$55.05 per 5,000 gallons. If funding is provided as all loan, a surcharge of \$9.15 would be needed to meet the required debt coverage, which would bring overall rates to \$64.20.

**Funding Recommendation:** Rescind Resolution #2025-46 which awarded the original Clean Water SRF loan and award a new \$1,964,000 Clean Water SRF loan at 3.75% for 30 years.

**Debt Service Coverage:** 110% based on a \$9.15 surcharge

### **Loan Contingencies:**

- 1) Contingent upon the Borrower adopting a bond resolution and the resolution becoming effective.
- 2) Contingent upon the Borrower establishing a surcharge at a level sufficient to provide the required debt coverage.

**June 2025**  
**Remaining Available Funds Summary**

**AMERICAN RESCUE PLAN ACT (ARPA) GRANTS**

2022 Appropriation:	\$	600,000,000
Reversions:	\$	37,794,024.47
Awarded to Date:	\$	(637,782,038.98)
Available for Award:	\$	11,985.49
Recommended:	\$	-
Balance:	\$	<b>11,985.49</b>
2024 SB 53 Section 1 Appropriation:	\$	89,384,221
2024 SB 53 Section 2 Authority Transfer:	\$	4,538,980
Reversions:	\$	-
Awarded to Date:	\$	(93,923,201)
Available for Award:	\$	-
Recommended:	\$	-
Balance:	\$	<b>-</b>

**CONSOLIDATED WATER FACILITIES CONSTRUCTION PROGRAM**

Available Funds:	\$	444
Reversions:	\$	393,822
Available for Award:	\$	394,266
Recommended:	\$	-
Balance:	\$	<b>394,266</b>

**CLEAN WATER SRF WATER QUALITY GRANTS**

Available Funds:	\$	311
2025 IUP Allocation:	\$	200,000
Reversions:	\$	-
Awarded to Date:	\$	(200,000)
Available for Award:	\$	311
Recommended:	\$	-
Balance:	\$	<b>311</b>

## June 2025

### Remaining Available Funds Summary

#### DRINKING WATER SRF PRINCIPAL FORGIVENESS

Prior Year Principal Forgiveness Allocations:	\$ 46,672,520
FFY-25 Required:	\$ 1,526,840
Reverted Principal Forgiveness:	\$ -
Awarded to Date:	<u>\$ (47,319,980)</u>
Available For Award:	\$ 879,380
Recommended:	<u>\$ -</u>
Balance:	<b>\$ 879,380</b>
Princ. Forg. for Disadvantaged Communities Maximum:	\$ 25,525,328
Princ. Forg. for Disadvantaged Communities Minimum:	\$ 3,985,680
FFY-25 Maximum Allowed:	\$ 3,817,100
FFY-25 Minimum Required:	\$ 1,308,720
Reverted Principal Forgiveness:	\$ -
Awarded to Date:	<u>\$ (23,630,108)</u>
Maximum Available For Award:	\$ 5,712,320
Current Required Amount to be Awarded:	\$ 748,720
Recommended:	<u>\$ (748,720)</u>
Available Balance:	<b>\$ 4,963,600</b>
Required Balance:	\$ -
BIL Supplemental PF for Disadvantaged Communities:	\$ 30,395,680
FFY-25 Required Allocation:	\$ 12,200,020
Reverted Principal Forgiveness:	\$ -
Awarded to Date:	<u>\$ (29,030,756)</u>
Available For Award:	\$ 13,564,944
Recommended:	<u>\$ (2,715,280)</u>
Balance:	<b>\$ 10,849,664</b>
BIL Emerging Contaminants Principal Forgiveness:	\$ 24,337,000
FFY-25 Maximum Allocation:	\$ 7,640,000
FFY-25 Transfer from CWSRF Allocation:	\$ -
Reverted Principal Forgiveness:	\$ -
Awarded to Date:	<u>\$ (30,925,000)</u>
Available For Award:	\$ 1,052,000
Recommended:	<u>\$ -</u>
Balance:	<b>\$ 1,052,000</b>
BIL Lead Service Line PF for Disadvantaged Communities:	\$ 14,528,500
FFY-25 Maximum Allocation:	\$ 14,038,500
Reverted Principal Forgiveness:	\$ -
Awarded to Date:	<u>\$ (490,000)</u>
Available For Award:	\$ 28,077,000
Recommended:	<u>\$ -</u>
Balance:	<b>\$ 28,077,000</b>

# **June 2025** **Remaining Available Funds Summary**

## **CLEAN WATER SRF PRINCIPAL FORGIVENESS**

Prior Year Principal Forgiveness Maximum:	\$	33,203,097
Prior Year Principal Forgiveness Minimum:	\$	10,325,181
FFY-25 Maximum Allowed:	\$	3,115,200
FFY-25 Minimum Required:	\$	1,557,600
Reverted Principal Forgiveness:	\$	-
Awarded to Date:	\$	(33,900,047)
Maximum Available For Award:	\$	2,418,250
Current Required Amount to be Awarded:	\$	156,250
Recommended:	\$	-
Available Balance:	\$	<b>2,418,250</b>
Required Balance:	\$	<b>156,250</b>
BIL Supplemental PF for Disadvantaged Communities:	\$	14,766,150
FFY-25 Maximum Allocation:	\$	5,926,060
Reverted Principal Forgiveness:	\$	865,000
Awarded to Date:	\$	(20,646,150)
Available For Award:	\$	911,060
Recommended:	\$	-
Balance:	\$	<b>911,060</b>
BIL Emerging Contaminants Principal Forgiveness:	\$	2,545,000
FFY-25 Maximum Allocation:	\$	1,043,000
Transferred to DWSRF Allocation:	\$	(1,502,000)
Reverted Principal Forgiveness:	\$	-
Awarded to Date:	\$	-
Available For Award:	\$	2,086,000
Recommended:	\$	-
Balance:	\$	<b>2,086,000</b>