



south dakota
BIRTH TO THREE
The first three years build a lifetime

Welcome SICCC Members

JANUARY 28, 2025

**South Dakota Birth to Three
State Interagency Coordinating Council**

Wednesday, January 28, 2025 | 3:00pm CT

<https://www.sd.net/>

ICC PURPOSE:

To advise and assist the Lead Agency regarding services for infants and toddlers with developmental delays or disabilities and their families.

Agenda Item	Presenter	Documents
Call meeting to Order	ICC Chair: Rochelle Holloway	
Roll Call	ICC Chair: Rochelle Holloway	
Approve Agenda	ICC Members	Agenda
Approval of December 9, 2024, Minutes	ICC Members	12.9.24 Meeting Minutes
2025 ICC Chair Appointment	Sarah Carter	Membership List
Public Comment	If you are interested in providing public comment, please send notification to janet.penticoff@state.sd.us or call (605)773.3678	
Birth to Three Program Updates	Sarah Carter	
FFY 2023 SPP/APR Submission	Sarah Carter	
Next Meeting: TBD		
Adjournment	ICC Members	

ICC Agenda

ICC Roll Call

Member	Representation
Jodi Berscheid	HS/EHS Collaboration Office
JoLynn Bostrom	DSS Foster Care/CAPTA
Gretchen Brodkorb	Div. Insurance
Stephanie Busjahn	Human Services
Teresa Campbell	DSS Medicaid
Carrie Churchill	Department Health
Kirsten Ducheneaux, PT	Provider
Kelly Gilbert	DOE – Part B 619
Joe Hauge	Provider
Wendy Honeycutt, OT	Provider

Member	Representation
Melanie Lundquist	Provider
Carla Miller	SD Parent Connection
Jordan Mounga	Parent
Laura Nordby	DSS Child Care/Mental Health
Emily Quick	DOE – McKinney-Vento
Katherine Schmidt	Parent
Tiara Selby	Parent
Rochelle Holloway	Parent
Sarah Carter	Early Intervention

**South Dakota Birth to Three
State Interagency Coordinating Council**

Wednesday, January 28, 2025 | 3:00pm CT
<https://www.sd.net/>

ICC PURPOSE:

To advise and assist the Lead Agency regarding services for infants and toddlers with developmental delays or disabilities and their families.


Agenda Item	Presenter	Documents
Call meeting to Order	ICC Chair: Rochelle Holloway	
Roll Call	ICC Chair: Rochelle Holloway	
Approve Agenda	ICC Members	Agenda
Approval of December 9, 2024, Minutes	ICC Members	12.9.24 Meeting Minutes
2025 ICC Chair Appointment	Sarah Carter	Membership List
Public Comment	If you are interested in providing public comment, please send notification to janet.penticoff@state.sd.us or call (605)773.3678	
Birth to Three Program Updates	Sarah Carter	
FFY 2023 SPP/APR Submission	Sarah Carter	
Next Meeting: TBD		
Adjournment	ICC Members	

ICC Agenda



2025 SICCC Chairperson Appointment

Annually the council shall designate a member to serve as the chairperson



PUBLIC COMMENT

SHARE YOUR NAME AND WHAT YOU WANT US TO KNOW ABOUT YOU AND WHY YOU ARE HERE.

PROVIDE YOUR PUBLIC COMMENT PLEASE KEEPING YOUR REMARKS TO 3-4 MINUTES.

EACH SPEAKER SHOULD REPRESENT NEW IDEA / CONCERN / POSITION.

THANK YOU FOR YOUR PARTICIPATION. THE ICC APPRECIATES YOUR COMMENTS, AND WE WILL CONSIDER THEM AS WE CONTINUE OUR WORK.

Program Updates

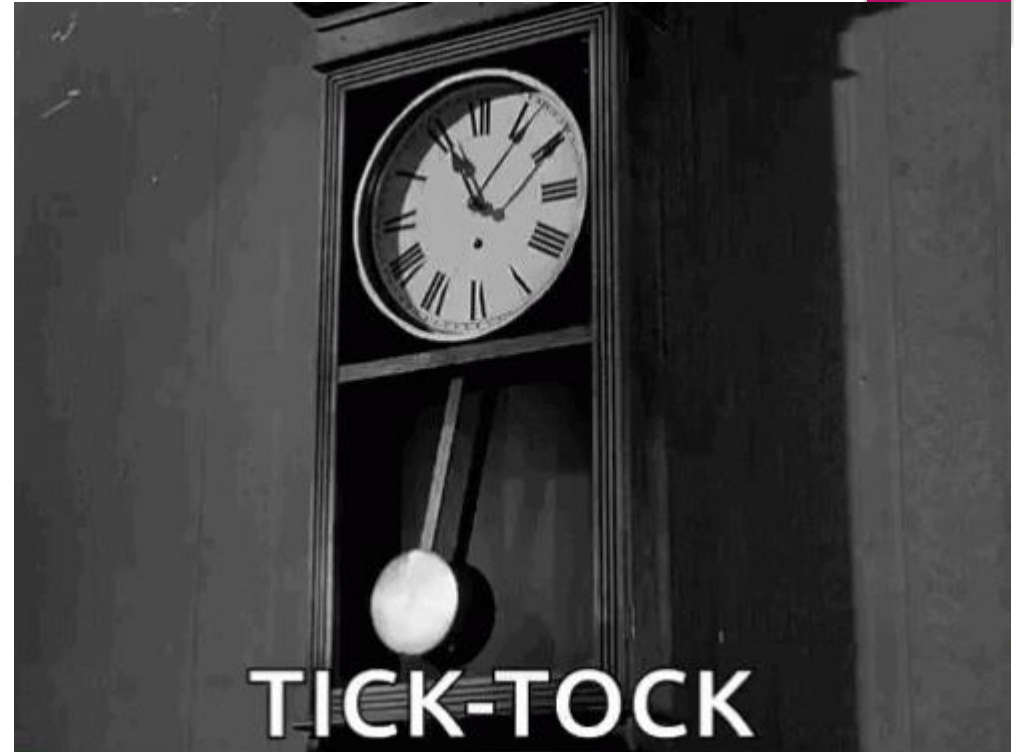
Birth to Three State Team

- ▶ Jennifer Kampmann – Professional Development, SSIP, Program Improvement
- ▶ Kristin Tostenson – Technical Assistance, Quality Assurance
- ▶ Kayli Severyn – Fiscal Analyst, Quality Assurance
- ▶ Kevin Boring – Data Manager
- ▶ Sarah Carter – Part C Coordinator

Differentiated Monitoring and Support (DMS-2)

—

	TEAM A		TEAM B		TEAM C		TEAM D	
Cohort 1 2022-2023	AR-C	AR-B	MI-C	SC-B	AK-B	NY-C	MT-C	MT-B
	05/2022	11/2022	05/2022	11/2022	06/2022	12/2022	06/2022	06/2023
	KY-C	KY-B	NV-B	NV-C	ID-B	ID-C	CO-C	CO-B
	05/2023	11/2023	11/2023	11/2023	10/2023	10/2023	11/2023	12/2023
Cohort 2 2024-2025	IA-B	IA-C	AS-B	AS-C	KS-B	KS-C	IN-B	IN-C
	09/2024	09/2024	09/2023	09/2023	09/2024	09/2024	08/2024	08/2024
	OR-B	OR-C	ME-B	ME-C	NE-B	NE-C	MS-B	MS-C
	10/2024	10/2024	09/2024	09/2024	10/2024	10/2024	10/2024	10/2024
	ND-B	ND-C	TN-B	TN-C	UT-B	UT-C	LA-B	LA-C
	01/2025	01/2025	10/2024	10/2024	11/2024	11/2024	12/2024	12/2024
Cohort 3 2025-2026	RI-B	RI-C	WA-B	WA-C	NH-B	NH-C	GA-B	GA-C
	08/2025	10/2025	10/2025	10/2025	08/2025	08/2025	09/2025	09/2025
	PA-B	PA-C	FSM		DE-B	DE-C	CA-B	CA-C
	09/2025	09/2025	11/2025		09/2025	09/2025	11/2025	11/2025
	MO-B	MO-C	MH		MA-B	MA-C	PR-B	PR-C
	11/2025	11/2025	11/2025		12/2025	11/2025	12/2025	12/2025
		PW						
		11/2025						
Cohort 4 2026-2027	SD-B	SD-C	OK-B	OK-C	AZ-B	AZ-C	IL-B	IL-C
	WY-B	WY-C	OH-B	OH-C	NJ-B	NJ-C	MN-B	MN-C
	NM-B	NM-C	GU-B	GU-C	VI-B	VI-C	NC-B	NC-C
			MP-B	MP-C				



State meeting with OSEP 12/10/2024
 Onsite visit will be between
 September 2026

DMS Activities

- ▶ **Discovery** (5 months prior to engagement) *March/April 2026*
 - ▶ Document Request: State will upload documents to an external SharePoint
 - ▶ State Overview Call
 - ▶ Stakeholder engagement
 - ▶ Local Component
- ▶ **Engagement** (in person Visit) *1 week September 2026*
 - ▶ Onsite and Virtual monitoring interview calls
 - ▶ Issuance of the DMS Monitoring Report
- ▶ **Close-out** (up to one year after the issuance of the DMS Monitoring Report) *October 2026 - ?*
 - ▶ Review of evidence of correction
 - ▶ Technical Assistance

DMS 2.0: Topical Content

1. Monitoring and Improvement
2. Data, including SPP/APR
3. Fiscal Management
4. Dispute Resolution



Other areas including child find and transition

FFY 2023 State Performance Plan / Annual Performance Report

July 1, 2023 – June 30, 2024

Common Terms / Definitions

- ▶ SPP/APR = State Performance Plan / Annual Performance Report
- ▶ OSEP = Office of Special Education Programs
- ▶ IDEA = Individuals with Disabilities Education Act
- ▶ FFY2022 = Federal Fiscal Year (July 1, 2022 – June 30, 2023)
- ▶ FFY2023 = Federal Fiscal Year (July 1, 2023 – June 30, 2024)
- ▶ EFC = Exceptional Family Circumstance = Family Driven Reason
- ▶ Status – Did the state meet target?
- ▶ Slippage = Did the state worsen from the previous data AND fail to meet the target
- ▶ SEA = State Education Agency (DOE)
- ▶ LEA = Local Education Agency (school district)
- ▶ ECO = Early Childhood Outcomes

Part C SPP /APR

New Requirements

Introduction – General Supervision

C5 & C6

C12 General Supervision

Part C SPP Indicators

1. **Timely Service Delivery.** % of infants/toddlers with IFSPs receiving EI services on their IFSPs in a timely manner.
2. **Settings.** % of infants/toddlers with IFSPs primarily receiving EI services in the home or community-based settings.
3. **Child Outcomes.** % of infants/toddlers with IFSPs demonstrating improved (A) Positive social-emotional skills, (B) Acquisition and use of knowledge and skills, (C) Use of appropriate behaviors to meet their needs.
Summary Statement 1: % of infants/toddlers with substantial increase in rate of growth in each outcome by age 3 or exit, divided by all infants/toddlers who entered/exited EI below age level.
Summary Statement 2: % of infants/toddlers within age expectations in each outcome by age 3 or program exit.
4. **Family Outcomes.** % of families reporting that EI services helped the family (A) Know their rights, (B) Effectively communicate child's needs, (C) Help their children develop and learn.
5. **Child Find, Ages Birth to 1.** % of infants/toddlers birth-1 with IFSPs compared to national data.
6. **Child Find, Ages Birth to 3.** % of infants and toddlers birth-3 with IFSPs compared to national data.
7. **Timeliness of IFSP.** % of eligible infants/toddlers with IFSPs with evaluation, assessment, and initial IFSP meeting, within 45-day timeline.
8. **Early Childhood Transition.** % of toddlers exiting Part C with timely transition planning for whom LA, within required timeline, (A) Developed IFSP with transition steps, (B) Notified SEA and LEA of toddler's potential eligibility, (C) Conducted transition conference.
9. **Hearing Requests Resolved.** % of hearing requests resolved through resolution session settlement agreements.
10. **Mediation Agreements.** % of mediations held resulting in mediation agreements.
11. **State Systemic Improvement Plan.** SPP/APR includes comprehensive, ambitious, achievable, multi-year SSIP, with Phase I analysis, Phase II plan, Phase III implementation and evaluation, with stakeholder involvement in all phases, for improving results for infants/toddlers with disabilities and their families.

SPP/APR Reporting Indicators

Compliance Indicators (100%)

- C1 Timely Provision of Services
- C7 45-day Timeline
- C8 Early Childhood Transitions

Results Indicators (*Targets)

- C2 Services in Natural Environments
- **C3 Child Outcomes**
- C4 Family Involvement
- C5 Child Find (Birth to One)
- C6 Child Find (Birth to Three)

*Targets established for FFY2020 – FFY2025 by ICC

*full reporting year

Mediation Indicators

- **C9 Resolution Sessions**
- **C10 Mediation**

**Continuous Improvement: C11 State Systemic Improvement Plan
C12 General Supervision**

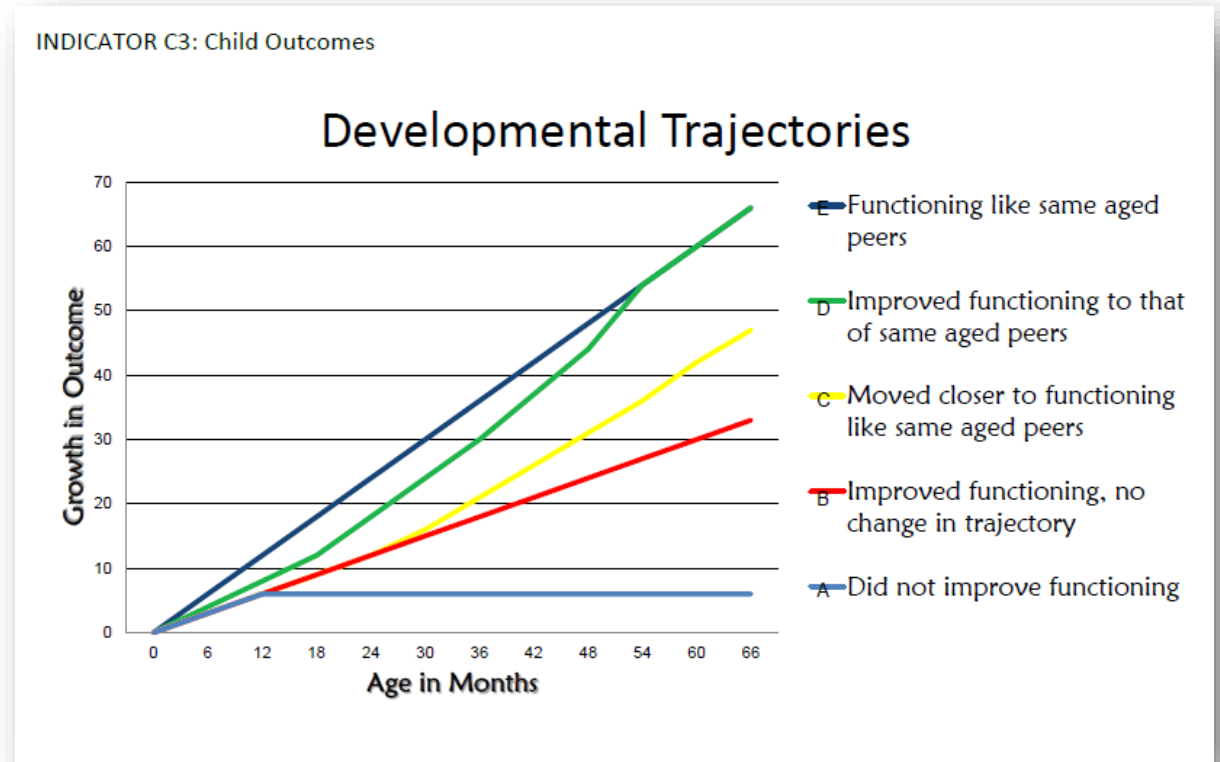
Indicator C3: Early Childhood Outcomes

The percentage of infants and toddlers with IFSPs who demonstrate improved:

- A. Positive social-emotional skills (including social relationships);
- B. Acquisition and use of knowledge and skills (including early language/communication); and
- C. Use of appropriate behaviors to meet their needs.

❑ Five (5) Progress Areas

- ❑ a, b, c, d and e



Indicator C3: Early Childhood Outcomes

The percentage of infants and toddlers with IFSPs who demonstrate improved:

- Three Outcome Areas
 - A. Positive social-emotional skills (including social relationships);
 - B. Acquisition and use of knowledge and skills (including early language/communication); and
 - C. Use of appropriate behaviors to meet their needs.
- Five Progress Areas
 - a, b, c, d and e
- Two Summary Statements for each of the three outcome areas, calculated based on the five progress categories
 - Summary Statement 1: Of those infants and toddlers who entered early intervention below age expectations in each Outcome, the percent who substantially increased their rate of growth by the time they turned 3 years of age or exited the program. $(c+d) / (a+b+c+d)$
 - Summary Statement 2: The percent of infants and toddlers who were functioning within age expectations in each Outcome by the time they turned 3 years of age or exited the program. $(d+e) / (a+b+c+d+e)$



Indicator C3: Measurement Tool

OSEP ECO Calculator

	Social Emotional Skills		Acquiring and Using Knowledge and Skills		Taking Appropriate Action to Meet Needs	
	Enter # of Children	% of Children	Enter # of Children	% of Children	Enter # of Children	% of Children
a. Children who did not improve functioning						
b. Children who improved functioning but not sufficient to move nearer to functioning comparable to same age peers						
c. Children who improved functioning to a level nearer to same-aged peers but did not reach it						
d. Children who improved functioning to reach a level comparable to same-aged peers						
e. Children who maintained functioning at a level comparable to same-aged peers						
TOTAL						
SUMMARY STATEMENTS						
1. Of those children who entered the program below age expectations in [outcome], the percent that substantially increased their rate of growth in [outcome] by the time they exited.						
2. Percent of children who were functioning within age expectations in [outcome], by the time they exited.						

FFY 2023 Stats:

- 1140 Children Exited Program
- 690 had qualifying entry/exit
- 60.53% completion rate

Summary Statement 1 = $(c+d) / (a+b+c+d)$
 Summary Statement 2 = $(d+e) / (a+b+c+d+e)$

INDICATOR C3:

Percent of infants and toddlers with IFSPs who demonstrate improved:

A. Positive social-emotional skills (including social relationships);

	Social Emotional Skills		Acquiring and Using Knowledge and Skills		Taking Appropriate Action to Meet Needs	
	Enter # of Children	% of Children	Enter # of Children	% of Children	Enter # of Children	% of Children
a. Children who did not improve functioning	28	4.1%				
b. Children who improved functioning but not sufficient to move nearer to functioning comparable to same age peers	72	10.4%				
c. Children who improved functioning to a level nearer to same-aged peers but did not reach it	14	2.0%				
d. Children who improved functioning to reach a level comparable to same-aged peers	91	13.2%				
e. Children who maintained functioning at a level comparable to same-aged peers	485	70.3%				
TOTAL	690	100.0%				
SUMMARY STATEMENTS						
1. Of those children who entered the program below age expectations in [outcome], the percent that substantially increased their rate of growth in [outcome] by the time they exited.		51.2%				
2. Percent of children who were functioning within age expectations in [outcome], by the time they exited.		83.5%				

Summary Statement 1 = $(c+d) / (a+b+c+d)$

Summary Statement 2 = $(d+e) / (a+b+c+d+e)$

Indicator C3A: Percent of infants and toddlers with IFSPs who demonstrate improved:

A. Positive social-emotional skills (including social relationships);

FFY	FFY2020	FFY2021	FFY2022	FFY2023	FFY2024	FFY2025
SS1	41.00%	41.50%	42.00%	42.50%	43.00%	43.50%
SS2	72.40%	72.50%	72.75%	73.00%	73.50%	74.00%

Measure	Numerator	Denominator	FFY2022 Data	FFY2023 Target	FFY2023 Data	Status	Slippage
SS1 Of those children who entered or exited the program below age expectation, the % who substantially increased their rate of growth by the time they turned 3 years of age or exited the program. $(c+d) / (a+b+c+d)$	105	205	45.83%	42.50%	51.22%	Met Target	No Slippage
SS2 The percent of infants and toddlers who were functioning within age expectations by the time they turned 3 years of age or exited the program. $(d+e) / (a+b+c+d+e)$	576	690	76.17%	73.00%	83.48%	Met Target	No Slippage

INDICATOR C3:

Percent of infants and toddlers with IFSPs who demonstrate improved:

B. Acquisition and use of knowledge and skills (including early language/communication).

	Social Emotional Skills		Acquiring and Using Knowledge and Skills		Taking Appropriate Action to Meet Needs	
	Enter # of Children	% of Children	Enter # of Children	% of Children	Enter # of Children	% of Children
a. Children who did not improve functioning	28	4.1%	8	1.2%		
b. Children who improved functioning but not sufficient to move nearer to functioning comparable to same age peers	72	10.4%	68	9.9%		
c. Children who improved functioning to a level nearer to same-aged peers but did not reach it	14	2.0%	183	26.5%		
d. Children who improved functioning to reach a level comparable to same-aged peers	91	13.2%	151	21.9%		
e. Children who maintained functioning at a level comparable to same-aged peers	485	70.3%	280	40.6%		
TOTAL	690	100.0%	690	100.0%		
SUMMARY STATEMENTS						
1. Of those children who entered the program below age expectations in [outcome], the percent that substantially increased their rate of growth in [outcome] by the time they exited.	51.2%		81.5%			
2. Percent of children who were functioning within age expectations in [outcome], by the time they exited.	83.5%		62.5%			

Summary Statement 1 = (c+d) / (a+b+c+d)

Summary Statement 2 = (d+e) / (a+b+c+d+e)

Indicator C3B: Percent of infants and toddlers with IFSPs who demonstrate improved: B. Acquisition and use of knowledge and skills (including early language/communication).

FFY	FFY2020	FFY2021	FFY2022	FFY2023	FFY2024	FFY2025
SS1	75.00%	75.00%	75.50%	76.00%	76.50%	77.00%
SS2	54.80%	53.40%	53.60%	53.80%	54.00%	54.20%

Measure	Numerator	Denominator	FFY2022 Data	FFY2023 Target	FFY2023 Data	Status	Slippage
SS1 Of those children who entered or exited the program below age expectation, the % who substantially increased their rate of growth by the time they turned 3 years of age or exited the program. $(c+d) / (a+b+c+d)$	334	410	76.94%	76.00%	81.46%	Met Target	No Slippage
SS2 The percent of infants and toddlers who were functioning within age expectations by the time they turned 3 years of age or exited the program. $(d+e) / (a+b+c+d+e)$	431	690	61.14%	53.48%	62.46%	Met Target	No Slippage

*Indicator C3B Summary Statement 1 is the SSIP State Identified Measurable Result (SIMR)

INDICATOR C3:

Percent of infants and toddlers with IFSPs who demonstrate improved:
C. Use of appropriate behaviors to meet their needs

	Social Emotional Skills		Acquiring and Using Knowledge and Skills		Taking Appropriate Action to Meet Needs	
	Enter # of Children	% of Children	Enter # of Children	% of Children	Enter # of Children	% of Children
a. Children who did not improve functioning	28	4.1%	8	1.2%	3	0.4%
b. Children who improved functioning but not sufficient to move nearer to functioning comparable to same age peers	72	10.4%	68	9.9%	44	6.4%
c. Children who improved functioning to a level nearer to same-aged peers but did not reach it	14	2.0%	183	26.5%	134	19.4%
d. Children who improved functioning to reach a level comparable to same-aged peers	91	13.2%	151	21.9%	173	25.1%
e. Children who maintained functioning at a level comparable to same-aged peers	485	70.3%	280	40.6%	336	48.7%
TOTAL	690	100.0%	690	100.0%	690	100.0%
SUMMARY STATEMENTS						
1. Of those children who entered the program below age expectations in [outcome], the percent that substantially increased their rate of growth in [outcome] by the time they exited.	51.2%		81.5%		86.7%	
2. Percent of children who were functioning within age expectations in [outcome], by the time they exited.	83.5%		62.5%		73.8%	

Summary Statement 1 = (c+d) / (a+b+c+d)

Summary Statement 2 = (d+e) / (a+b+c+d+e)

Indicator C3C: Percent of infants and toddlers with IFSPs who demonstrate improved: C. Use of appropriate behaviors to meet their needs

FFY	FFY2020	FFY2021	FFY2022	FFY2023	FFY2024	FFY2025
SS1	91.20%	91.25%	91.50%	91.75%	92.00%	92.25%
SS2	81.80%	81.90%	82.00%	82.10%	82.20%	82.30%

Measure	Numerator	Denominator	FFY2022 Data	FFY2023 Target	FFY2023 Data	Status	Slippage
SS1 Of those children who entered or exited the program below age expectation, the % who substantially increased their rate of growth by the time they turned 3 years of age or exited the program. $(c+d) / (a+b+c+d)$	307	354	84.15%	91.75%	86.72%	Did not meet target	No Slippage
SS2 The percent of infants and toddlers who were functioning within age expectations by the time they turned 3 years of age or exited the program. $(d+e) / (a+b+c+d+e)$	509	690	71.50%	82.10%	73.77%	Did not meet target	No Slippage

C3 Observations & Next Steps

- ▶ Completion Rate 60.53% (OSEP 65%)
 - ▶ Several missing qualifying exit evaluations
 - ▶ Several received entry but no exit.
 - ▶ BDI2 and BDI3 confusion (FFY 2024 all BDI3)
- ▶ C3 has six data points (summary statements)
 - ▶ SD met targets in four of the six areas.
 - ▶ SD increased performance in all six areas.
- ▶ BDI3 (FFY2023 third year)
 - ▶ Norming of scores
 - ▶ C3b Knowledge and Skills and C3c Appropriate Actions
- ▶ Continued data analysis
- ▶ SEIDS Data System

State recommends not adjusting targets. Two years remain in the existing SPP/APR package.

SPP/APR Reporting Indicators

Compliance Indicators (100%)

- C1 Timely Provision of Services
- C7 45-day Timeline
- C8 Early Childhood Transitions

Results Indicators (*Targets)

- C2 Services in Natural Environments
- C3 Child Outcomes
- C4 Family Involvement
- C5 Child Find (Birth to One)
- C6 Child Find (Birth to Three)

*Targets established for FFY2020 – FFY2025 by ICC

*full reporting year

Mediation Indicators

- **C9 Resolution Sessions (November)**
- **C10 Mediation (November)**

Continuous Improvement: C11 State Systemic Improvement Plan
C12 General Supervision

Indicator C9: Resolution Sessions

Percent of hearing request resolved through resolution sessions settlement agreements.

****The State is not required to provide targets until any fiscal year in which ten or more resolution sessions were held.**

FFY	FFY2020	FFY2021	FFY2022	FFY2023	FFY2024	FFY2025
Target						

Description	Number of Resolutions Sessions	FFY 2022 Data	FFY 2023 Target	FFY2023 Data	Status	Slippage
3.1 Number of resolutions sessions resolved through settlement agreements	0			0		
3.1(a) Number of resolution sessions resolved through settlement agreements	0			0		

Indicator C10: Mediation

Percent of mediations held resulting in mediation agreements.

****The State is not required to provide targets until any fiscal year in which ten or more resolution sessions were held.**

FFY	FFY2020	FFY2021	FFY2022	FFY2023	FFY2024	FFY2025
Target						

Description	Number of Resolutions Sessions	FFY 2022 Data	FFY 2023 Target	FFY2023 Data	Status	Slippage
2.1 Mediations held	0			0		
2.1.a.i Mediations agreements related to due process complaints	0			0		
2.1.b.i Mediations agreements not related to due process complains	0			0		

SPP/APR Reporting Indicators

Compliance Indicators (100%)

- C1 Timely Provision of Services
- C7 45-day Timeline
- C8 Early Childhood Transitions

Results Indicators (*Targets)

- C2 Services in Natural Environments
- C3 Child Outcomes
- C4 Family Involvement
- C5 Child Find (Birth to One)
- C6 Child Find (Birth to Three)

*Targets established for FFY2020 – FFY2025 by ICC

*full reporting year

Mediation Indicators

- C9 Resolution Sessions (November)
- C10 Mediation (November)

**Continuous Improvement: C11 State Systemic Improvement Plan
C12 General Supervision**

C12 General Supervision (New)

- ▶ Starting with FFY 2023 SPP/APR States will be required to report on the correction of noncompliance related to compliance with indicators C1, C7 and C8 during the FFY 2022 year.
 - ▶ C1 Timely Service (30-day timeline)
 - ▶ C7 45-day Timeline
 - ▶ C8 Early Childhood Transition
- ▶ South Dakota has no untimely corrections from FFY 2022

SSIP Theory of Action

Vision: SD Birth to Three contributes to the success of children with developmental delays and their families by providing dynamic, **individualized** early intervention services and supports by building on family strengths through everyday routines and learning experiences.

Strands of Action

If the State...

Then Regionally...

Then

Results

Data Quality

...Monitors for continuous improvement the process to obtain, analyze and report BDI scores for children in the Birth to Three program
...Continues to provide BDI training in collaboration with 619

...Service coordinators & districts will continue to increase the number of usable BDI exit evaluations
...Evaluators will improve the reliability and validity of BDI administration

...Statewide data quality continues

...Infants and toddlers exiting early intervention services will demonstrate increased growth in their acquisition and use of knowledge and skills (including early language/communication)

Accountability

...Develops and implements a monitoring protocol to address results and compliance

...IFSP teams will increase the quality of decisions related to outcomes and services

...Children & families, including those most often underserved, receive appropriate evidence-based practices

Professional Development

...Continues to provide relevant & rigorous training under the state's Bright Beginnings PD program
...Continues to design, enhance and deliver training and TA opportunities as identified for SC, DSP and Families.

...Early Intervention providers will continually increase the use of evidence-based practices and family and caregiver engagement through coaching practices

...Families and caregivers are more likely to be engaged in routines-based intervention

Child Find & Workforce



...Increases awareness of EI routines-based family engagement services to all South Dakota families
...Attracts, recruits, and retains qualified personnel to meet EI needs statewide

...Enrollment increases with emphasis on children and families most often underserved
...An increased community-based provider pool is available to meet the needs of all Part C families.

(SiMR)

SSIP Theory of Action

Vision: SD Birth to Three contributes to the success of children with developmental delays and their families by providing dynamic, individualized early intervention services and supports by building on family strengths through everyday routines and learning experiences.

Strands of Action	If the State...	Then Regionally....	Then	Results
 <p>Professional Development</p>	<p>...Continues to provide relevant & rigorous training under the state's Bright Beginnings PD program</p> <p>...Continues to design, enhance and deliver training and TA opportunities as identified for SC, DSP and Families.</p>	<p>...Early Intervention providers will continually increase the use of evidence-based practices and family and caregiver engagement through coaching practices</p>	<p>...Statewide data quality continues</p> <p>...Children & families, including those most often underserved, receive appropriate evidence-based practices</p> <p>...Families and caregivers are more likely to be engaged in routines-based intervention</p>	<p>...Infants and toddlers exiting early intervention services will demonstrate increased growth in their acquisition and use of knowledge and skills (including early language/communication)</p>
 <p><i>PROPOSED</i> Professional Development</p>	<p><i>...Continues to provide comprehensive, relevant and rigorous training based upon changing needs of providers and families</i></p>	<p><i>...Early intervention providers continually improve their knowledge and skills in evidence-based coaching practices</i></p>		

PROFESSIONAL DEVELOPMENT

Improvement Strategy: South Dakota will continue to provide comprehensive, relevant, and rigorous training based upon changing needs of providers and families.

Ongoing activities:

- Continue to design, enhance, and deliver training and TA opportunities as identified for service coordinators, direct service providers and families including initial and sustained fidelity of practices
- Provide a rotation of professional development offerings to complement Bright Beginnings and based on data from the field
- Sustain collaboration with university/high-ed programs (including Tribal colleges) for internships, pilot programs, and research & to offer Bright Beginnings training as an elective to professional preparation students
- Disseminate program information at local, state, national and international conferences/meetings through vendor exhibits, presentations, and organizational boards

Current Implementation / Evaluation Goals

Specific	Measurable	Attainable	Relevant	Timebound	Results
Establish and implement refined and sustained practice of coaching and mentoring providers and service coordinators regarding evidence-based practice	<ul style="list-style-type: none"> - Ongoing mentoring through stages of coaching -review of C4 data and monitoring of service log notes/partnership plans 	<ul style="list-style-type: none"> - Initial and sustained fidelity will be conducted by state PD team 	<ul style="list-style-type: none"> - Provider will maintain fidelity longer with sustained mentoring 	<ul style="list-style-type: none"> - September 2025 first round of refined mentoring/coaching 	
Establish a network of support mechanisms to engage early intervention providers with families	<ul style="list-style-type: none"> - Participation of EI families in national early childhood organization - Early Intervention Conference responses - C4 Family Outcome data 	<ul style="list-style-type: none"> - Contractors & state team 	<ul style="list-style-type: none"> - Families engaged with Part C - Increased response rates on C4 survey - Stronger sustained fidelity scores, - Increased family engagement with providers 	<ul style="list-style-type: none"> - EI Conference 2025 - Professional organization Spring 2026 - Sustained fidelity; monitoring quarterly starting January 2025 	
Seek collaboration with medical entities to offer relevant Bright Beginnings training	<ul style="list-style-type: none"> - Connections with medical facilities/in office or online training - Attendance at medical conferences - Speaking engagements at state Medical School 	<ul style="list-style-type: none"> - Attend statewide medical conference - Training programs per year - EI presence in state media publications 	<ul style="list-style-type: none"> - More frequent and relevant referrals from medical community 	<ul style="list-style-type: none"> - December 2025 	

SSIP Theory of Action

Vision: SD Birth to Three contributes to the success of children with developmental delays and their families by providing dynamic, individualized early intervention services and supports by building on family strengths through everyday routines and learning experiences.

Strands of Action	If the State...	Then Regionally....	Then	Results
<p>Child Find & Workforce</p>	<p>...Increases awareness of EI routines-based family engagement services to all South Dakota families ...Attracts, recruits, and retains qualified personnel to meet EI needs statewide</p>	<p>...Enrollment increases with emphasis on children and families most often underserved ...An increased community-based provider pool is available to meet the needs of all Part C families.</p>	<p>...Statewide data quality continues ...Children & families, including those most often underserved, receive appropriate evidence-based practices ...Families and caregivers are more likely to be engaged in routines-based intervention</p>	<p>...Infants and toddlers exiting early intervention services will demonstrate increased growth in their acquisition and use of knowledge and skills (including early language/communication)</p>
<p>PROPOSED Child Find & Workforce</p>	<p><i>...Continues to increase awareness of EI routines-based family engagement services to all South Dakota families ...Continues to attract, recruit, and retain qualified personnel to meet EI needs statewide</i></p>	<p><i>...Enrollment increases with emphasis on children and families most often underserved ...An increased community-based provider pool is available to meet the needs of all Part C families.</i></p>		

SOUTH DAKOTA PART C SSIP IMPLEMENTATION / EVALUATION PLAN:

CHILD FIND & WORKFORCE

Improvement Strategy: South Dakota will continue to increase awareness of EI routines-based family engagement services to all South Dakota families
South Dakota will continue to attract, recruit, and retain qualified personnel to meet EI needs statewide

Ongoing Activities:

- Attract, recruit, and retain qualified personnel to meet EI needs statewide.
- Enhance existing resources to assist all families to engage in the EI process
- Collaborate with relevant EC partners throughout the state and nation to assist in identification & referral of all families including children who have not had ready access to child find
- Analyze options to increase community-based provider availability throughout the state for all Part C families

Current Implementation / Evaluation Goals

Specific	Measurable	Attainable	Relevant	Timebound	Results
Facilitate relationships among state tribal colleges and the Part C program to cultivate opportunities for Native American Part C professionals	<ul style="list-style-type: none">· Participation in training tribal provider in Bright Beginnings· Conduct tribal college guest speaking engagements· Obtain collaborative agreements to seek Part C tribal providers	<ul style="list-style-type: none">· Outreach to tribal community colleges· Funding to support project	<ul style="list-style-type: none">· EI services provided in under-represented SD populations,· EI providers reflect the families served	December 2025	
Develop a comprehensive, relevant communication plan to ensure clear, responsive, respectful interactions between EI providers and families	<ul style="list-style-type: none">· Analyze family and provider communication networks· Parent Portal available in new program data system.	<ul style="list-style-type: none">· State team develop collection tool to analyze communication practices· Data system Phase II implemented.	<ul style="list-style-type: none">· Enhanced understanding and cohesive messages for families	December 2025	

SSIP Theory of Action

Vision: SD Birth to Three contributes to the success of children with developmental delays and their families by providing dynamic, individualized early intervention services and supports by building on family strengths through everyday routines and learning experiences.

Strands of Action

If the State...

Then Regionally....

Then

Results

Data Quality

...Monitors for continuous improvement the process to obtain, analyze and report BDI scores for children in the Birth to Three program
...Continues to provide BDI training in collaboration with 619

...Service coordinators & districts will continue to increase the number of usable BDI exit evaluations
...Evaluators will improve the reliability and validity of BDI administration

...Statewide data quality continues

...Children & families, including those most often underserved, receive appropriate evidence-based practices

...Families and caregivers are more likely to be engaged in routines-based intervention

...Infants and toddlers exiting early intervention services will demonstrate increased growth in their acquisition and use of knowledge and skills (including early language/communication)

PROPOSED
Data Quality

...Supports a statewide culture of data informed decision making using the Birth to Three comprehensive data system SEIDS

...administrators and early intervention providers use data to inform continuous improvement

DATA QUALITY

Improvement Strategy: Support a statewide culture of data informed decision making using the Birth to Three comprehensive data system SEIDS.

Ongoing Activities:



- Continue to collect, analyze and report child outcome data for continuous improvement.
- Continue to collaborate with Part B 619 to provide BDI training opportunities for evaluators.

Current Implementation / Evaluation Goals

Specific	Measurable	Attainable	Relevant	Timebound	Results
Implement full usage of program new comprehensive data system SEIDS	· TA to service coordinators and direct service providers as needed.	· Part C state team members will provide ongoing TA and use of data reports.	· Quality of service delivery continues to improve.	· August 2025, one full year from original launch of data system.	
Provide TA opportunities to enhance service coordinators and providers data literacy skills.	· Data literacy sessions at statewide EI conference and ongoing TA.	· State team and national TA consultants will present sessions at EI conference and provide ongoing TA.	· Service coordinators and providers will demonstrate improved skills to support continuous improvement.	· August 2024 through January 2026.	
Support analysis of performance data by service coordinators and direct service providers.	· Webinars, EI conference and TA on use of the state data system SEIDS.	· State team and national TA consultants will present sessions at EI conference and provide ongoing TA.	· Service coordinators and providers will demonstrate improved skills to support continuous improvement.	· August 2024 through January 2026.	
Implement Phase II of SEIDS including establishing Parent Portal.	· Parent portal will be designed and launched.	· Part C state staff, vendor, and stakeholders, including parents will collaborate on design of portal.	· Families will have electronic access to information about their child and family in the SEIDS system.	· Winter 2026	

SSIP Theory of Action

Vision: SD Birth to Three contributes to the success of children with developmental delays and their families by providing dynamic, individualized early intervention services and supports by building on family strengths through everyday routines and learning experiences.

Strands of Action	If the State...	Then Regionally....	Then	Results
	<p>...Develops and implements a monitoring protocol to address results and compliance</p>	<p>...IFSP teams will increase the quality of decisions related to outcomes and services</p>	<p>...Statewide data quality continues</p>	<p>...Infants and toddlers exiting early intervention services will demonstrate increased growth in their acquisition and use of knowledge and skills (including early language/ communication)</p>
	<p><i>...Implements general supervision monitoring protocols including results and compliance</i></p>	<p><i>...IFSP teams increase the quality of decisions related to outcomes and services</i> <i>....Early intervention providers implement EI services in accordance with federal and state requirements</i></p>	<p>...Children & families, including those most often underserved, receive appropriate evidence-based practices</p> <p>...Families and caregivers are more likely to be engaged in routines-based intervention</p>	<p>...Infants and toddlers exiting early intervention services will demonstrate increased growth in their acquisition and use of knowledge and skills (including early language/ communication)</p>

SOUTH DAKOTA PART C SSIP IMPLEMENTATION / EVALUATION PLAN:

ACCOUNTABILITY

Improvement Strategy: Implement general supervision monitoring protocols including results and compliance.

Ongoing Activities:

- Continue to monitor early intervention programs, including service coordinator and direct service providers, on a cyclical basis.

Current Implementation / Evaluation Goals

Specific	Measurable	Attainable	Relevant	Timebound	Results
Monitor selected service coordination region.	· Monitoring of compliance and results performance of selected entity	· State team will conduct monitoring activities according to established protocol including necessary issuing of findings.	· Service coordination region will improve performance in compliance and results.	Winter / Spring 2025 Winter / Spring 2026 Winter / Spring 2027 Winter / Spring 2028 Winter / Spring 2029 Winer / Spring 2030	
Monitor selected direct service providers.	· Monitoring of compliance and results performance of selected entity.	· State team will conduct monitoring activities according to established protocol including necessary issuing of findings.	· Direct service provider entities will improve performance in compliance and results.	Winter / Spring 2025 Winter / Spring 2026 Winter / Spring 2027 Winter / Spring 2028 Winter / Spring 2029 Winter / Spring 2030	
Evaluate and make necessary changes to monitoring protocols, priorities, tools, etc.	· Necessary revisions to protocols, priorities, tools etc. based upon continuous improvement of service coordination and providers.	· State team will evaluate the improvements in compliance and results made by the programs that were monitored in relation to the monitoring protocols, priorities, and tools.	· Service coordinators and direct service providers will improve performance in compliance and results.	Fall 2025 Fall 2026 Fall 2027 Fall 2028 Fall 2029 Fall 2030	

SSIP Theory of Action

Vision: SD Birth to Three contributes to the success of children with developmental delays and their families by providing dynamic, individualized early intervention services and supports by building on family strengths through everyday routines and learning experiences.

Strands of Action	If the State...	Then Regionally....	Then	Results
Data Quality	...Supports a statewide culture of data informed decision making using the Birth to Three comprehensive data system SEIDS	...administrators and early intervention providers use data to inform continuous improvement		
Accountability	...Implements general supervision monitoring protocols including results and compliance	...IFSP teams increase the quality of decisions related to outcomes and services ...Early intervention providers implement EI services in accordance with federal and state requirements	...Statewide data quality continues ...Children & families, including those most often underserved, receive appropriate evidence-based practices	...Infants and toddlers exiting early intervention services will demonstrate increased growth in their acquisition and use of knowledge and skills (including early language/ communication)
Professional Development	...Continues to provide comprehensive, relevant and rigorous training based upon changing needs of providers and families	...Early intervention providers continually improve their knowledge and skills in evidence-based coaching practices	...Families and caregivers are more likely to be engaged in routines-based intervention	
Child Find & Workforce	...Continues to increase awareness of EI routines-based family engagement services to all South Dakota families ...Continues to attract, recruit, and retain qualified personnel to meet EI needs statewide	...Enrollment increases with emphasis on children and families most often underserved ...An increased community-based provider pool is available to meet the needs of all Part C families.		



Questions?



Next Meeting: TBI
(virtual)

South Dakota Birth to Three State Interagency Coordinating Council

Wednesday, January 28, 2025 | 3:00pm CT
<https://www.sd.net/>

ICC PURPOSE:

To advise and assist the Lead Agency regarding services for infants and toddlers with developmental delays or disabilities and their families.

Agenda Item	Presenter	Documents
Call meeting to Order	ICC Chair: Rochelle Holloway	
Roll Call	ICC Chair: Rochelle Holloway	
Approve Agenda	ICC Members	Agenda
Approval of December 9, 2024, Minutes	ICC Members	12.9.24 Meeting Minutes
2025 ICC Chair Appointment	Sarah Carter	Membership List
Public Comment	If you are interested in providing public comment, please send notification to janet.penticoff@state.sd.us or call (605)773.3678	
Birth to Three Program Updates	Sarah Carter	
FFY 2023 SPP/APR Submission	Sarah Carter	
Next Meeting: TBD		
Adjournment	ICC Members	